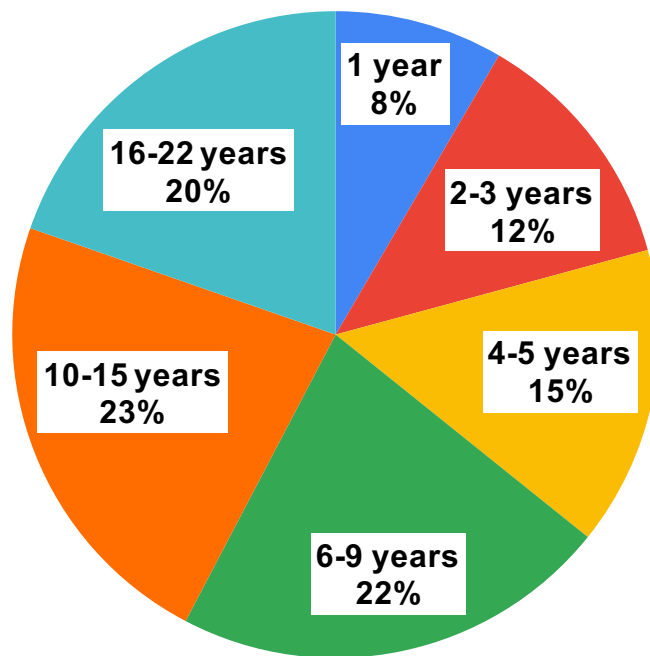


1. How many years have you been attending CONvergence? (n=534)

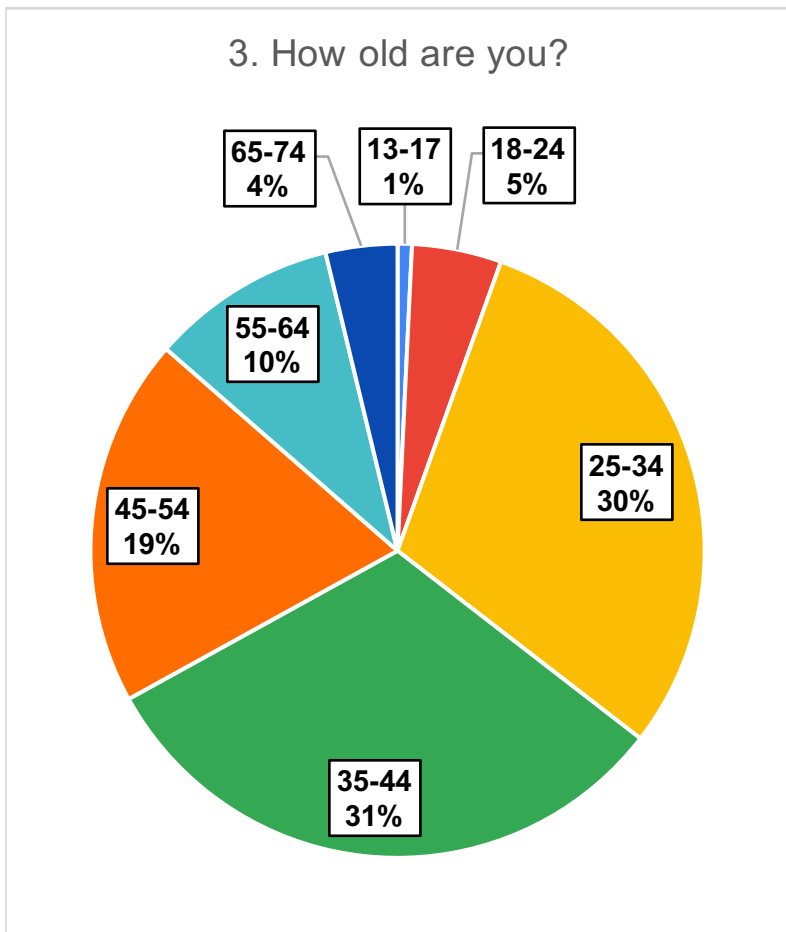
Response	Count	Percentage
1 year	45	8.43%
2-3 years	66	12.36%
4-5 years	80	14.98%
6-9 years	117	21.91%
10-15 years	121	22.66%
16-22 years	105	19.66%
Grand Total	534	100.00%

1. How many years have you been attending CONvergence?

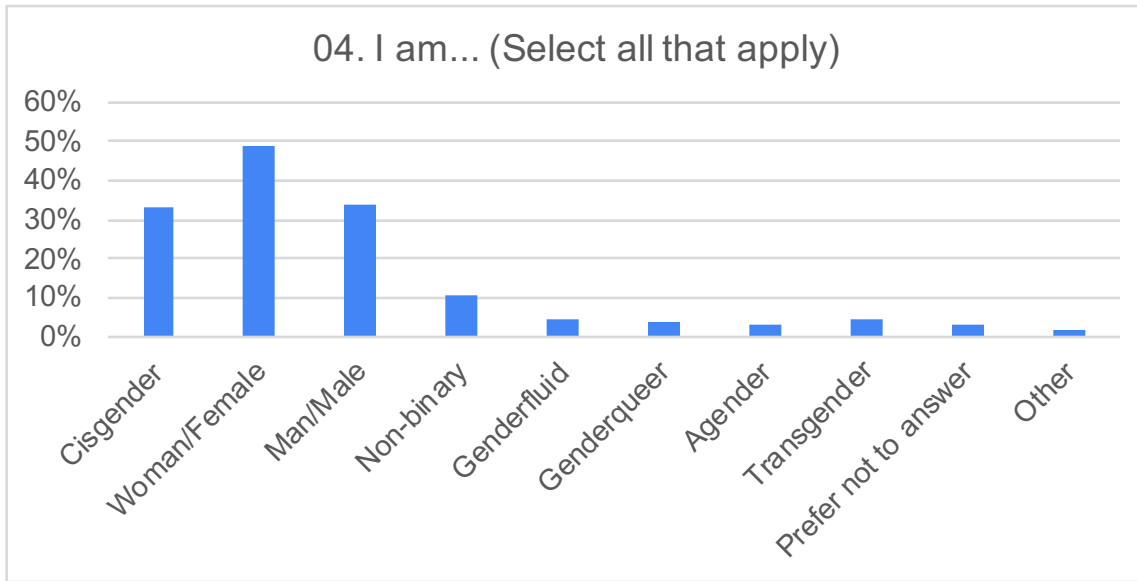


3. How old are you? (N=530)

Response	Count	Percentage
13-17	4	0.75%
18-24	25	4.72%
25-34	159	30.00%
35-44	167	31.51%
45-54	103	19.43%
55-64	52	9.81%
65-74	20	3.77%
Grand Total	530	100.00%



04. I am... (Select all that apply) (n=534)

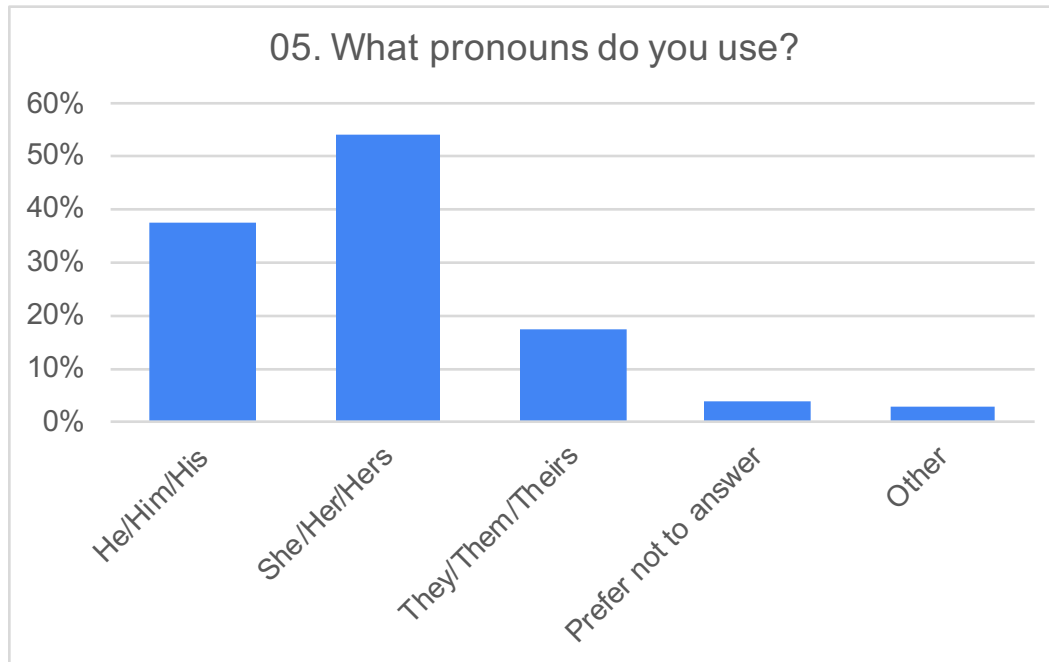


Response	# Users	% Users
Cisgender	177	33%
Woman/Female	259	49%
Man/Male	180	34%
Non-binary	58	11%
Genderfluid	25	5%
Genderqueer	22	4%
Transgender	24	5%
Agender	16	3%
Prefer not to answer	18	3%
Other	10	2%

Write-Ins
A MESS
Apache helicopter
Bi-Gender
Furry
intersex
Cassflux
Human Male
Meat Popsicle
Queee
Working on it

# Selected Responses	# Users	% Users
1	311	58.35%
2	197	36.96%
3	19	3.56%
4 or greater	6	1.13%
Grand Total	533	100.00%

05. What pronouns do you use? (Check all that apply) (n=529)



Response	# Users	% Users
He/Him/His	199	38%
She/Her/Hers	287	54%
They/Them/Theirs	92	17%
Prefer not to answer	20	4%
Other	14	3%

# Selected Responses	# Users	% Users
1	455	86.01%
2	65	12.29%
3	8	1.51%
4	1	0.19%
Grand Total	529	100.00%

Write-In Responses
Any and All!
Any pronouns
Attack missile
It/its
It/its
none
She/Her is also ok
various neopronouns
E/em/eir
He/Him They/Them
No preference
She/They
Thee/Thy/Thou
They/He

06. How would you describe your race/ethnicity/cultural identity? (check all that apply) (n=533)

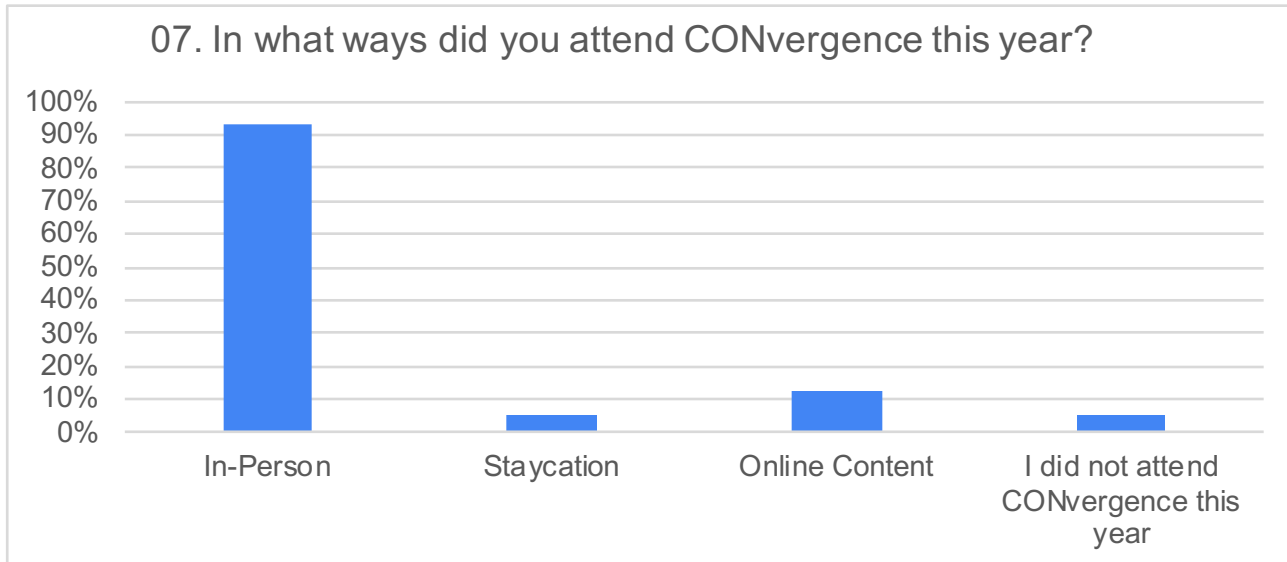
Response	# Users	% Users
White/Caucasian	478	90%
Black/African-American/African or African Descent	8	2%
Asian/Pacific Islander/Southeast Asian/Indian	17	3%
Latino/Latina/Latinx/Chicano	9	2%
Native American/First Nations/Indigenous	8	2%
Prefer not to answer	31	6%
Other	12	2%
Total		105%

# Selected Responses, incl. Write-In	# Users	% Users
1	503	94.37%
2	29	5.44%
3	1	0.19%
Grand Total	533	100.00%

Other Responses/Write-Ins

Ashkenazi
Human
Middle Eastern
Romani
Complex
Eastern European Jewish
Jewish
Latvian
Not sure how you classify Semitic
Polish American
Scotch/Irish/Hispanic/Native American
Terran

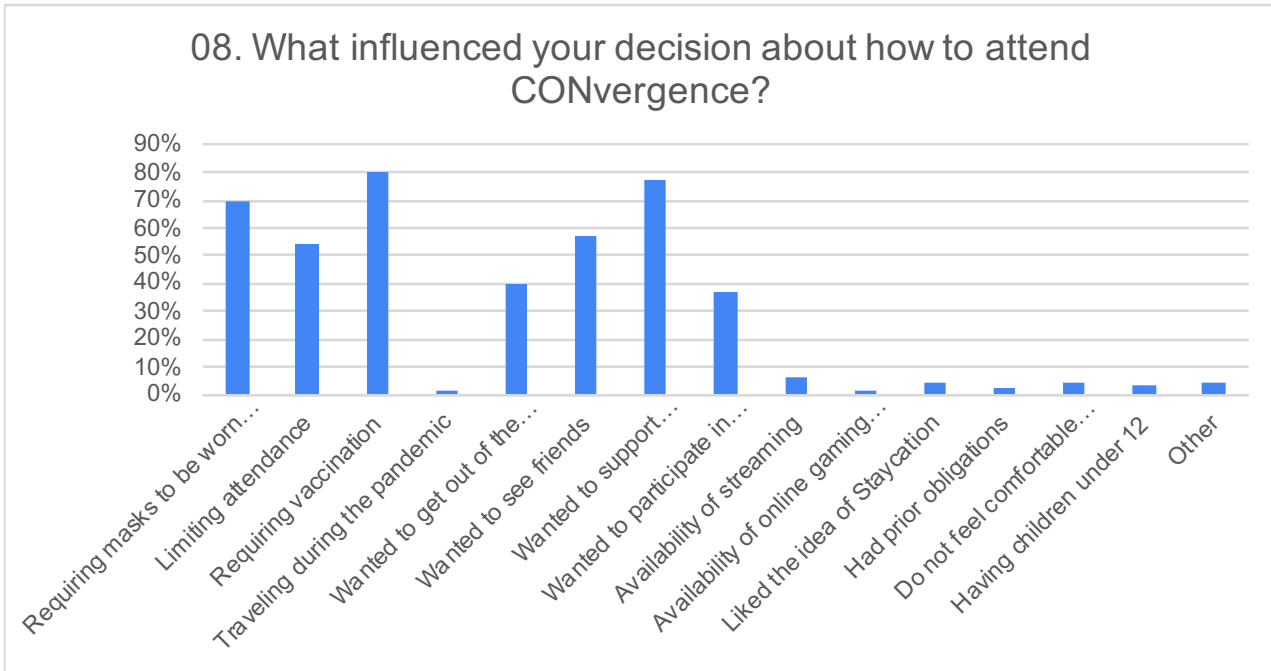
07. In what ways did you attend CONvergence this year? (Check all that apply.) (n=536)



Response	# Users	% Users
In-Person	501	93%
Staycation	27	5%
Online Content	68	13%
I did not attend CONvergence this year	26	5%
Total		

# Selected Responses	# Users	% Users
1	458	85.45%
2	70	13.06%
3	8	1.49%
Grand Total	536	100.00%

08. What influenced your decision about how to attend CONvergence?
(Check all that apply) (n=536)



Response	# Users	% Users
Requiring masks to be worn in convention spaces	374	70%
Limiting attendance	290	54%
Requiring vaccination	429	80%
Traveling during the pandemic	10	2%
Wanted to get out of the house	216	40%
Wanted to see friends	307	57%
Wanted to support CONvergence	416	78%
Wanted to participate in CONvergence programming	201	38%
Availability of streaming	36	7%
Availability of online gaming and interactive events	11	2%
Liked the idea of Staycation	24	4%
Had prior obligations	13	2%
Do not feel comfortable doing in-person events	23	4%
Having children under 12	18	3%
Other	28	5%

08. What influenced your decision about how to attend CONvergence?
(Check all that apply) (n=536)

	# Selected Responses	# Users	% Users
	1	27	5.04%
	2	49	9.14%
	3	87	16.23%
	4	104	19.40%
	5	113	21.08%
	6	86	16.04%
	7	56	10.45%
	8	7	1.31%
	9	5	0.93%
	10	2	0.37%
Grand Total		536	100.00%

08. What influenced your decision about how to attend CONvergence?
(Check all that apply) (n=536)

Write-In Responses
CVG is a pro event for me where I often find more freelance contacts. Just like this year. :)
Enjoyment
FYI I attended in person because if selected items
Host Salty Bet's Dream Casino Party Room
I already had tickets
I got an email from CON that kept saying - this was cancelled this year, and this was cancelled this year and this part of CON was cancelled this year and this was also cancelled this year, etc, etc, etc, about 10 things that were cancelled.....
I was an artist so that was partially the motivation!
I'm a dealer.
Illogical reasons like "that panel sounds cool, I want to see it!" and realizing there was no way to do programming online (I know this has nothing to do with safety and shouldn't influence my decision, but it did)
Kids COUNT on the event.
Needed to run my department
Running a department
The kids really wanted to go, so I took them. I did not want to attend

08. What influenced your decision about how to attend CONvergence?
(Check all that apply) (n=536)

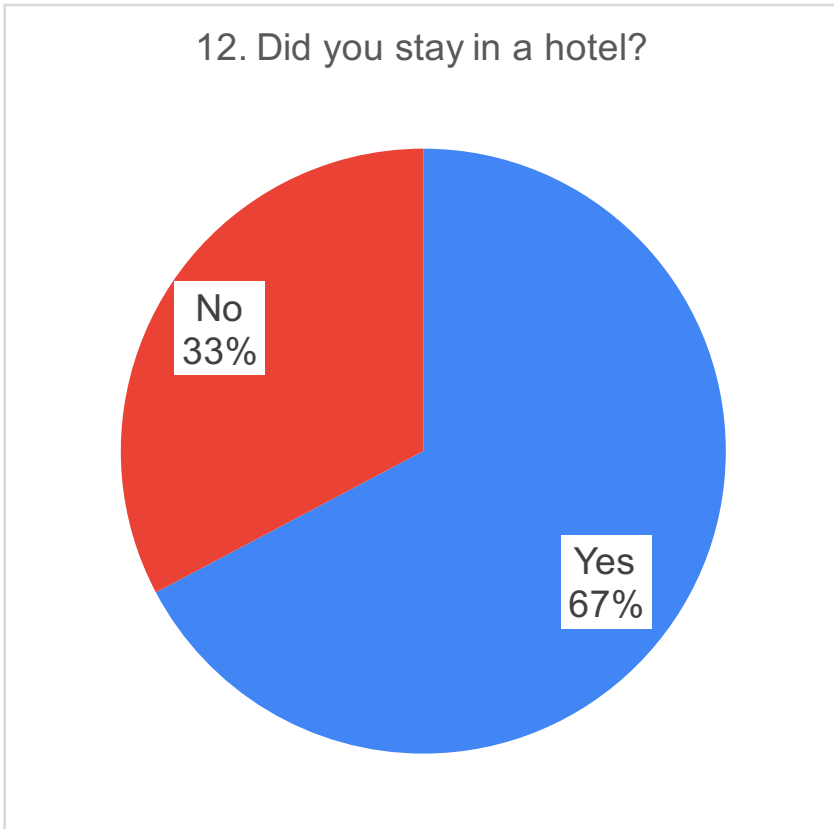
Volunteering
Volunteering with Ops
Wanted to help it happen in as safe a manner for everyone as possible
wanted to visit vendors
Wanting to support my Department
Was planning to attend earlier this summer but as the pandemic & variants evolved I didn't feel comfortable attending, even w/the reduced capacity.
we are vendors
While your requirements were really good, I didn't feel safe enough with the Delta variant going around. I was fine not getting a refund though, since I wanted to support the convention.
Didn't go, difficult Minneapolis location and pandemic uncertainty.
I don't like that you guys required us to show proof of vaccination and to be fully vaccinated to attend the con after I got my pass and you did not give a refund or roll over
influced me to attend or not attend? Confusing question.
Not allowing rollovers and not wanting to waste that money already spent
Not dead yet
Other
Wanted to support the efforts

11. Which of these applies to you * (n=536)

Responses	# Users	% Users
I attended CONvergence in-person and will continue the survey	503	93.84%
I cannot answer questions about the in-person convention because I did not attend	33	6.16%
Grand Total	536	100.00%

12. Did you stay in a hotel? (n=498)

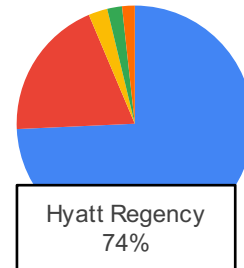
Response	Count	Percentage
Yes	335	67.27%
No	163	32.73%
Grand Total	498	100.00%



13. Which hotel did you stay in? (n=351)

Response	# Users	% Users
Hyatt Regency	257	73%
Millennium	67	19%
Hilton	9	3%
Holiday Inn Express & Suites	7	2%
DoubleTree Suites by Hilton	6	2%
Crowne Plaza Minneapolis Northstar	0	0%
Hotel Ivy	0	0%
Grand Total	346	99%

13. Which Hotel

**Write In Responses**

Chambers Hotel

commuted from home

Days Inn

Home as we don't live that far away (and with some of the online offerings nice)

Hosted a room party, but did not sleep there (went home each night)

Hyatt place

I live across the street from the Hyatt! :) (My main reason for being able to attend starting 2019.)

I went home

I went home each night a 30 min drive because the hotels are way too expensive, it cheaper to day on site at Disney world and Universal then at any of these hotel

My apartment is 4 blocks from the con, so I commuted on-foot.

Prius

Stayed at home near by

15. What transportation did you use to get to and from the convention? (Check all that apply) (n=502)

Response	# Users	% Users
My own vehicle	348	69%
Carpool	88	18%
Walk	61	12%
Uber/Lyft/Taxi	59	12%
Bus	49	10%
Light Rail	13	3%
Bike	6	1%
Motorcycle	0	0%

# Selected Responses	# Users	% Users
0	24	4.78%
1	360	71.71%
2	96	19.12%
3	17	3.39%
4	4	0.80%
5	1	0.20%
Grand Total	502	100.00%

15. What transportation did you use to get to and from the convention? (Check all that apply) (n=502)

Write-Ins

A friend helped get us there because we were arriving at different times due to different volunteer start times and amount of stuff to bring

By my own vehicle, I mean that my spouse and I took one of our vehicles together; doesn't feel like it counts as a "carpool" when it's people who live together

Spousal transport

, coming for Chicago. First time on Amtrak and felt its was comfortable and easier than driving

, We drove from Michigan.

A friend dropped me off.

Brother in Law took my sister and I to the convention.

Dropped off at hotel, walked across street.

Dropped off by family

Dropped off ny family

Flew into town and family picked me up

Friend dropped me off

Got a lift from my partner

Got a ride from friends

Got a ride from relatives.

Got a ride to the hotel and then back home after the con

Had a friend drop me off

Had my dad use my suv and my girlfriend to be dropped off on wed night stayed until sunday

Wheelchair

16. Where did you park? (Check all that apply) (n=494)

Response	# Responses	% Responses
Loring ramp (Hyatt)	257	52%
I did not need to park	120	24%
Millennium	45	9%
Plaza Municipal Parking Ramp (Convention Center)	20	4%
Marquette Ramp	11	2%
Leamington Ramp	7	1%
MCTC ramp	6	1%
Hilton - 11th Street underground parking	3	1%
Holiday Inn & Suites – 12th Street Parking	2	0%

# Selected Responses	# Users	% Users
0	29	5.87%
1	435	88.06%
2	28	5.67%
3	2	0.40%
Grand Total	494	100.00%

16. Where did you park? (Check all that apply) (n=494)

Write-In Responses

28th avenue park & ride

a 20 minute drive from the hotel

Fort Snelling Park and Ride

Free parking by loring park

Friend near by

Friends house that was close enough to Uber/Lyft if necessary. Did not need to; but the option was available.

I did not need to park

I had someone else drop me off so I wouldn't have to park

I live across the street from the Hyatt.

I parked the first and last day. The car was at home for the rest.

loring Park free street parking

Marquette Ramp

MCTC ramp

meter

Metered spots on the street

Millennium

mostly dropped off and then ubered over.

Parked with family

Plaza Municipal Parking Ramp (Convention Center)

Street

Street

Street parking like a mile away

Street parking nearby

street parking Saturday and Sunday

Street.

Surface lots

then at a friend's house a couple miles away. (Lyft-ed into downtown)

Used the hotel valet service.

would have looked for a cheaper place had the sky way been opened

\$5 daily parking at Church Lot on 12th St

A metered space 3 blocks away

At a friend who lives two blocks away.

At home after drop-off

Centre village ramp

16. Where did you park? (Check all that apply) (n=494)

.....
 Convention center for daytime panels

.....
 don't remember, I'm not from around here

.....
 Double-Tree Hilton Parking

.....
 Garage A

.....
 Hyatt parking ramp connected to hotel

.....
 Hyatt place parking

.....
 I don't know, my partner parked the car after dropping me off because I have
 bad knees

.....
 I forget, it was a few blocks away

.....
 I parked in the Stevens Square neighborhood.

.....
 in South Minneapolis (took Lyft to/from vehicle)

.....
 Marquette Plaza parking, where my friend lives

.....
 Marriott ramp

.....
 Meter

.....
 Near Loring Park

.....
 Oversized parking elsewhere.

.....
 Park and shop on 8th

.....
 parking included with double tree stay

.....
 Some nearby ramp I don't remember

.....
 took the car home and used the bus to get back and also to retrieve

.....
 Valet

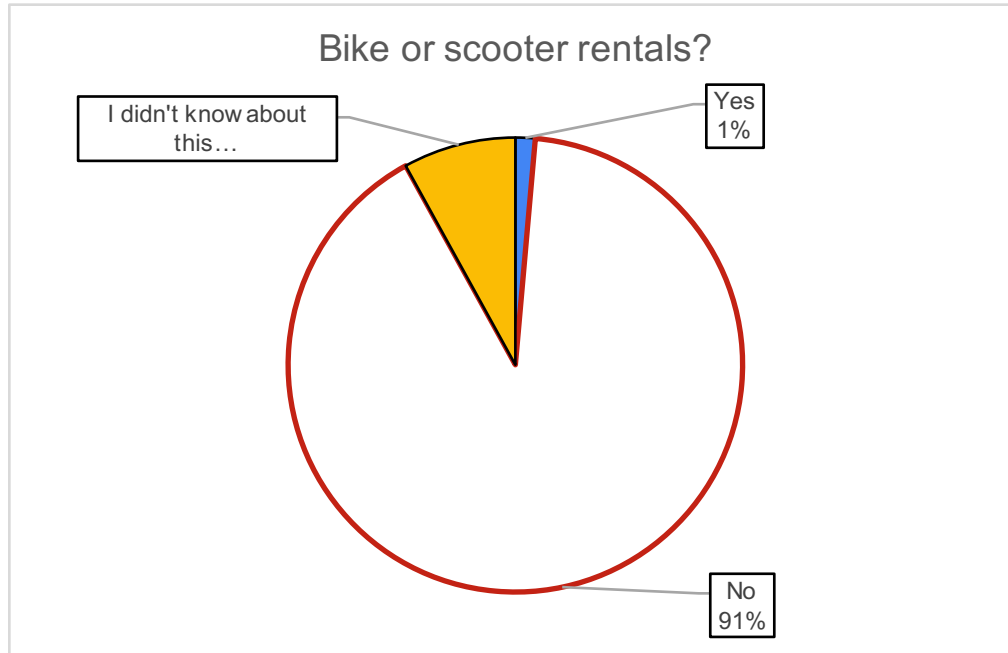
.....
 Valet at Hyatt

.....
 We took the car home after drop off, and biked back

.....
 What my family personally decided to do is we dropped off all our stuff at the
 hotel and then my mom drove the car to a family's house and then poked
 her and then she took a bus back to the convention

18. Did you use bike or scooter rentals during the convention? (n=499)

Response	#	%
Yes	7	1.40%
No	452	90.58%
I didn't know about this	40	8.02%
Grand Total	499	100.00%



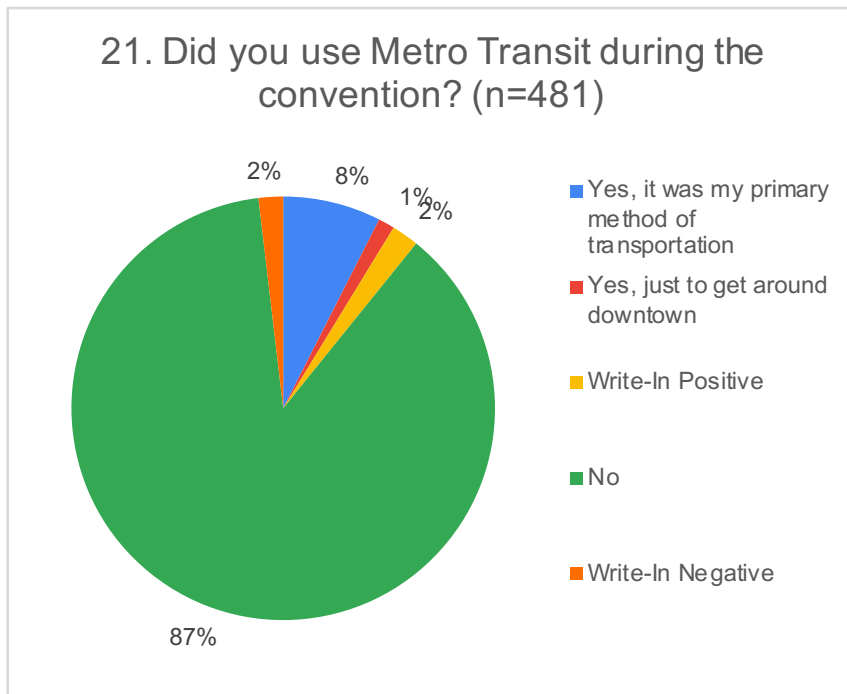
19. If you rented a bike or scooter, how easy was it to find one for your return trip? (n=11)

Response	Count
Okay, found one, but it took a bit	1
Easy, found one right away	7
Couldn't find one and gave up	3
Grand Total	11

Not Selected: Was difficult to find one

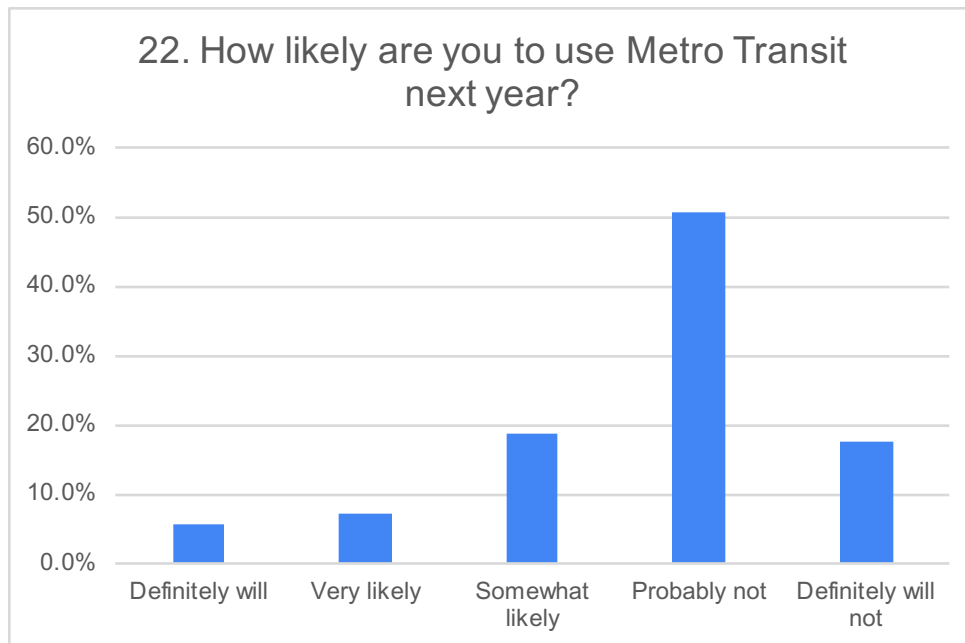
21. Did you use Metro Transit during the convention? (n=481)

Responses	#	%
Yes, it was my primary method of transportation	36	7.48%
Yes, just to get around downtown	6	1.25%
Write-In Positive	10	2.08%
No	420	87.32%
Write-In Negative	9	1.87%
Grand Total	481	100.00%



22. How likely are you to use Metro Transit next year? (n=463)

Response	Count	Percentage
Definitely will	26	5.62%
Very likely	34	7.34%
Somewhat likely	87	18.79%
Probably not	235	50.76%
Definitely will not	81	17.49%
Grand Total	463	100.00%



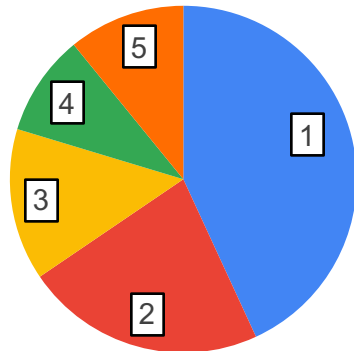
23. How would you rate the CONvergence online registration system?
(n=487)

Rating	# Users	% Users
1	210	43.12%
2	109	22.38%
3	69	14.17%
4	46	9.45%
5	53	10.88%
Grand Total	487	100.00%

1 = Excellent

5 = Poor

23. Rate the CONvergence online registration system



24. How would you rate the badge pickup process? (n=503)

Response	#	%
1	298	59.24%
2	70	13.92%
3	15	2.98%
4	31	6.16%
5	89	17.69%
Grand Total	503	100.00%

1 = Excellent

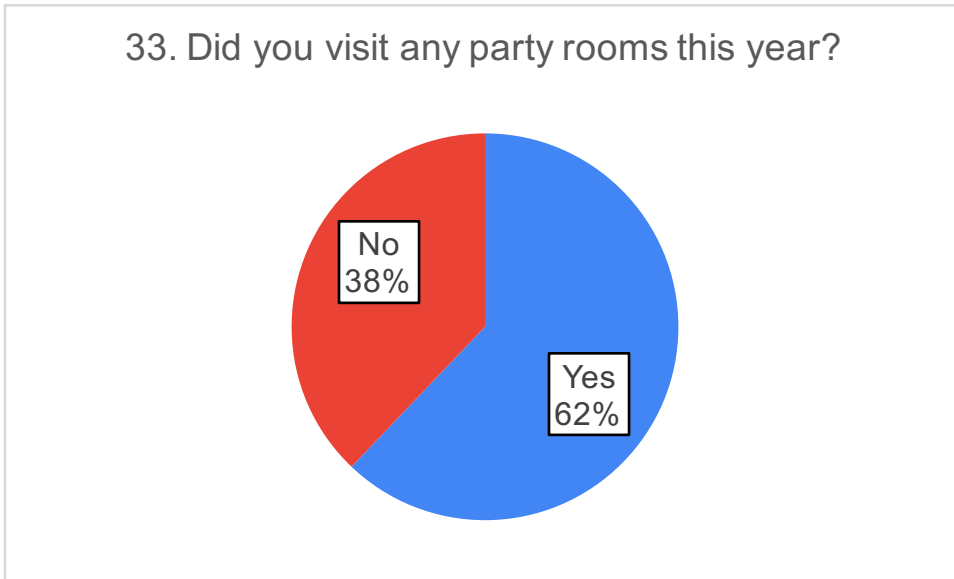
5 = Poor

26. Did you volunteer? (Including for parties, panels, performing)
(n=497)

Response	#	%
Yes	212	42.66%
No	285	57.34%
Grand Total	497	100.00%

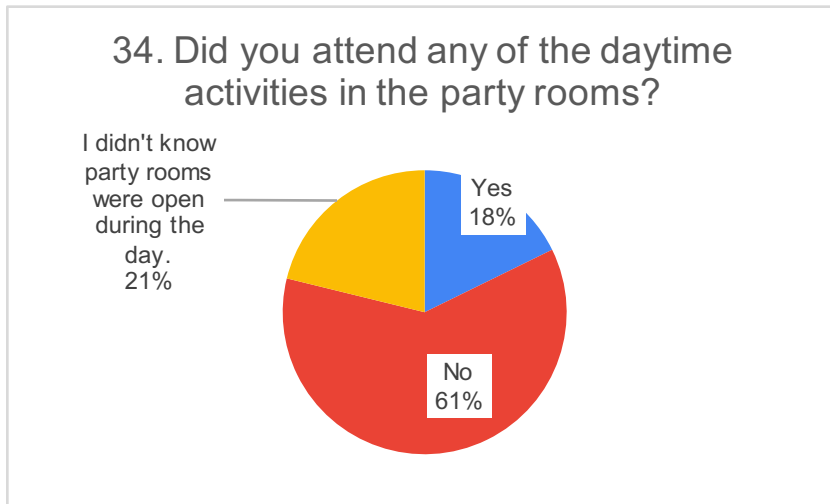
33. Did you visit any party rooms this year? (n=499)

Row Labels	Count	Percentage
Yes	310	62.12%
No	189	37.88%
Grand Total	499	100.00%



34. Did you attend any of the daytime activities in the party rooms? (n=496)

Response	Count	Percentage
Yes	88	17.74%
No	303	61.09%
I didn't know party rooms were open during the day.	105	21.17%
Grand Total	496	100.00%

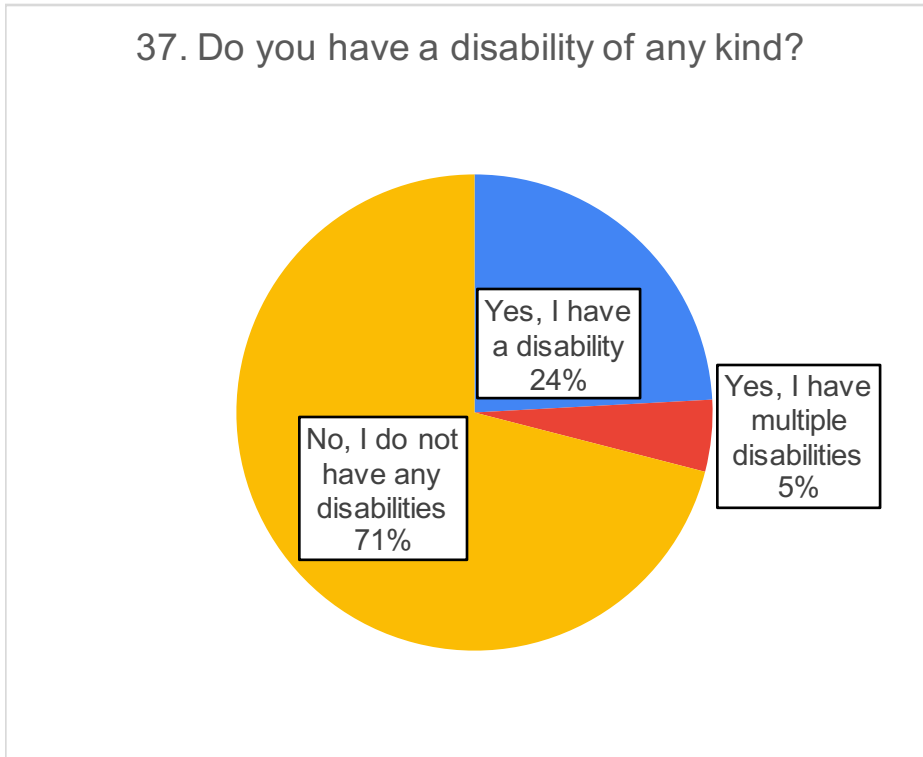


33. Did you visit any party rooms this year?	Yes	
Response to Question 34.	Count	Percentage
Yes	86	27.74%
No	158	50.97%
I didn't know party rooms were open during the day.	66	21.29%
Grand Total	310	100.00%

33. Did you visit any party rooms this year?	No	
Response to Question 34.	Count	Percentage
Yes	2	1.09%
No	144	78.26%
I didn't know party rooms were open during the day.	38	20.65%
Grand Total	184	100.00%

37. Do you have a disability of any kind? (n=493)

Row Labels	Count	Percentage
Yes, I have a disability	119	24.14%
Yes, I have multiple disabilities	24	4.87%
No, I do not have any disabilities	350	70.99%
Grand Total	493	100.00%



38. Do you identify as a person with a disability or as a disabled person? (n=485)

Response	Count	Percentage
Yes	44	9.07%
No	354	72.99%
Sometimes	68	14.02%
Unsure	19	3.92%
Grand Total	485	100.00%

40. Did you interact with or utilize any of the following Accessibility and Inclusion services? (Check all that apply) (n=448)

Response	# Users	% Users
Pronoun badge stickers and/or accessibility communication badge stickers	307	69%
Open captioning at Opening Ceremonies, Masquerade, and/or Closing Ceremonies, livestreaming and/or on CVG-TV	102	23%
Accessible seating in panel rooms	22	5%
Accessibility Table staffed by volunteers	14	3%
Accessibility & Inclusion information on the CONvergence website	29	6%
ASL Interpreters	10	2%
Write-In	13	3%
None of these	115	26%

# Responses Chosen	# of Users
1	331
2	85
3	22
4	6
5	3
6	1
Grand Total	448

40. Did you interact with or utilize any of the following Accessibility and Inclusion services? (Check all that apply) (n=448)

Write-In Responses

I did not use the pronoun stickers, but only because I had my own pronoun button already - I really liked that this option was available and I think you should continue to offer it!

Email sent out with important info bulleted Registration hours and location, accessibility table info, location of large print map, location of a greeter/info table

A nerf herder got me a chair so I could wait in a line

Appreciate the detailed parking info on your website to determine parking arrangements to minimize walking.

Asked for a chair while waiting in line; it was provided.

Close caption anything

Didn't have my pronouns on stickers

Emergency contact sticker for the back of the badge of my more vulnerable non speaking attendee just in case.

Emergency contact stickers

I always appreciate captions, even though I am a hearing person

I would absolutely use subtitles if I had watched anything with them, I tend to be too busy volunteering to.

No one was at the table when i finally found it

Service Animal badge

41. Are you likely to use any of these services in the future? (n=465)

Response	Count	Percentage
Yes	230	49.46%
No	117	25.16%
Unsure	118	25.38%
Grand Total	465	100.00%

45. Did you visit Consuite this year? (n=499)

Response	Count	Percentage
Yes	401	80.36%
No	98	19.64%
Grand Total	499	100.00%

48. Did you visit the Dealers Room this year? (n=501)

Row Labels	Count	Percentage
Yes	465	92.81%
No	36	7.19%
Grand Total	501	100.00%

50. Do you use any of the following? (check all that apply) (n=68)

Response	# Users	% Users
Traditional cigarettes	26	38.2%
Cigars	11	16.2%
E-cigarettes	11	16.2%
Disposable vapes	4	5.9%
Vape pens	15	22.1%
Refillable vapes	12	17.6%
Vape Pods	5	7.4%
Pipes	2	2.9%

# Responses Selected	# Users	% Users
1	45	66.18%
2	20	29.41%
3	1	1.47%
6	1	1.47%
7	1	1.47%
Grand Total	68	100.00%

Write-In Responses

Cigs only at con.

Hookah

(I don't smoke)

I don't, but attend the conference with someone who does.

I quit smoking at the beginning of covid last year.

Meth Pipe

NO

No, those are all terribly unhealthy and should not be promoted in any way at the Con. Can't tell you how many time we smelled weed INSIDE the hotel on the first and second floors (people vaping weed).

none

None of the above

enough

51. Has COVID-19 affected your vaping or smoking at CONvergence? *
(n=503)

Response	Count	Percentage
I vaped or smoked more than usual at CONvergence	6	1.19%
I vaped or smoked about the same amount as usual at CONvergence	29	5.77%
I vaped or smoked less at CONvergence	30	5.96%
I do not vape or smoke	438	87.08%
Grand Total	503	100.00%

52. Did you visit The Grove (formerly Smokers Paradise) this year? * (n=503)

Response	Count	Percentage
Yes	143	28.43%
No	360	71.57%
Grand Total	503	100.00%

54. Are you a parent? (n=501)

Response	Count	Percentage
Yes	117	23.35%
No	377	75.25%
Maybe	7	1.40%
Grand Total	501	100.00%

55. If you brought your children to CONvergence, how old are they? Check all that apply. (n=224)

Response	# Responses	% Responses
12-15	13	6%
16-18	9	4%
Over 18	32	14%
I did not bring my children to CONvergence	182	81%

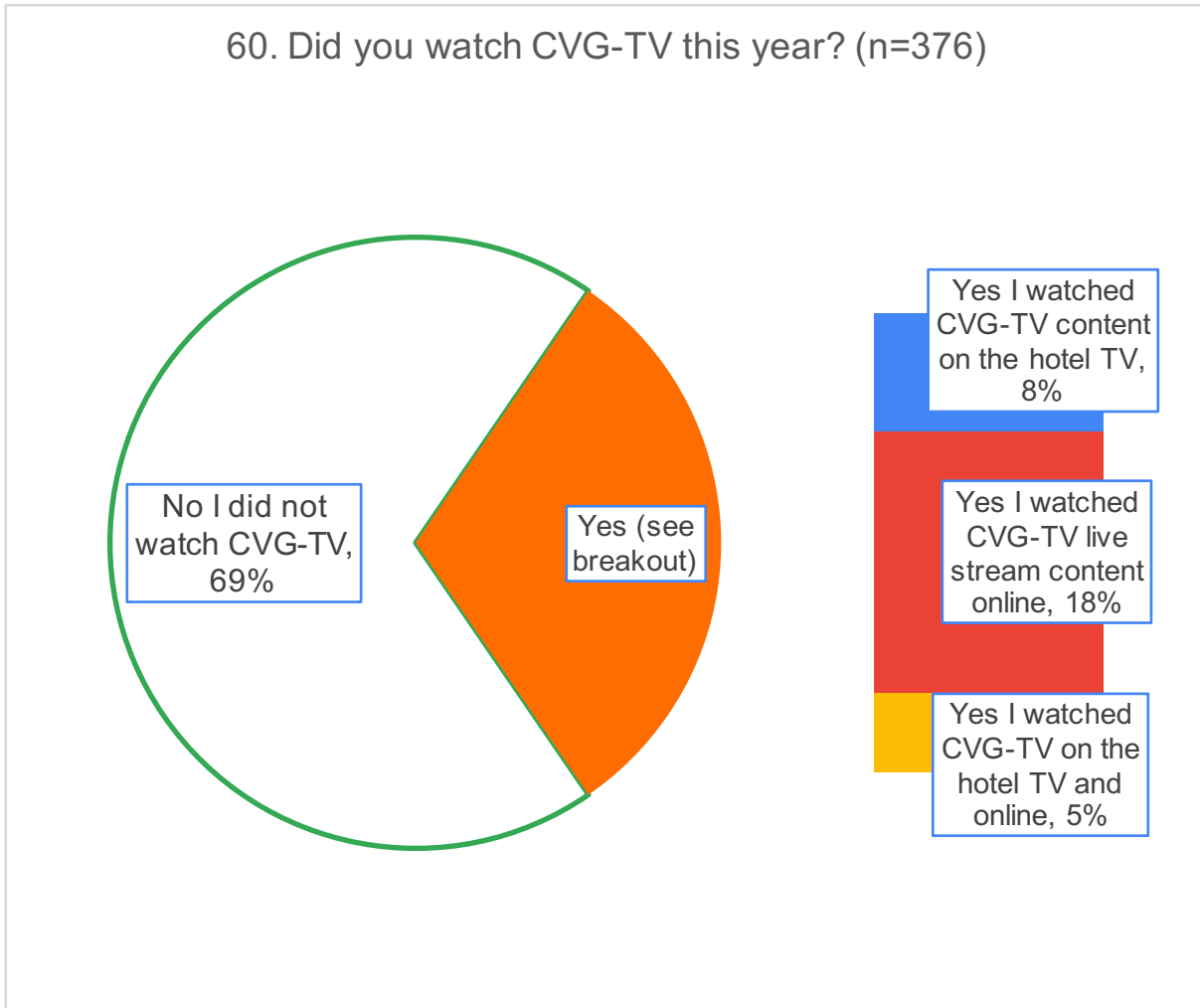
# Responses Selected	# Users
1	213
2	10
3	1
Grand Total	224

58. Would you like to continue this survey or submit it now? (n=502)

Responses	Count	Percentage
Continue	386	76.89%
Submit and stop	116	23.11%
Grand Total	502	100.00%

60. Did you watch CVG-TV this year? (n=376)

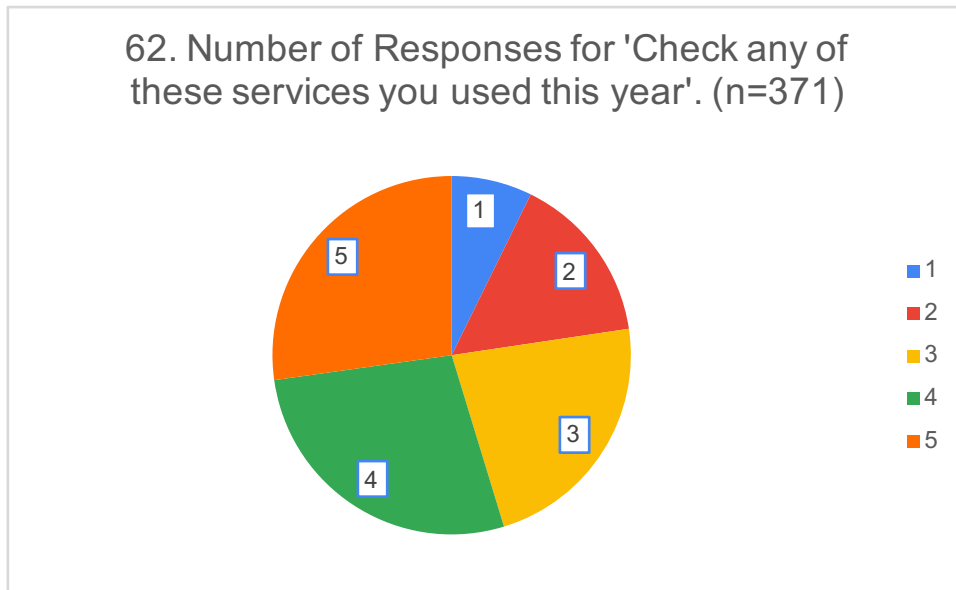
Responses	Count	Percentage
Yes I watched CVG-TV content on the hotel TV	30	7.98%
Yes I watched CVG-TV live stream content online	66	17.55%
Yes I watched CVG-TV on the hotel TV and online	20	5.32%
No I did not watch CVG-TV	260	69.15%
Grand Total	376	100.00%



62. Check any of these services you used this year. (n=371)

Service	# Users	% Users
CONvergence web site	319	86%
CONvergence Social Media (Facebook, Twitter, etc.)	259	70%
CONvergence publications (Souvenir book, programming grid, maps, posters, etc.)	296	80%
The mobile app	249	67%
Email	183	49%

# Responses Selected	# Users	% Users
1	27	7%
2	57	15%
3	84	23%
4	102	27%
5	101	27%
Grand Total	371	100.00%



68. Were you aware of the Operations Text number (651-800-1677)? (n=374)

Responses	Count	Percentage
Yes	137	36.63%
No	237	63.37%
Grand Total	374	100.00%

