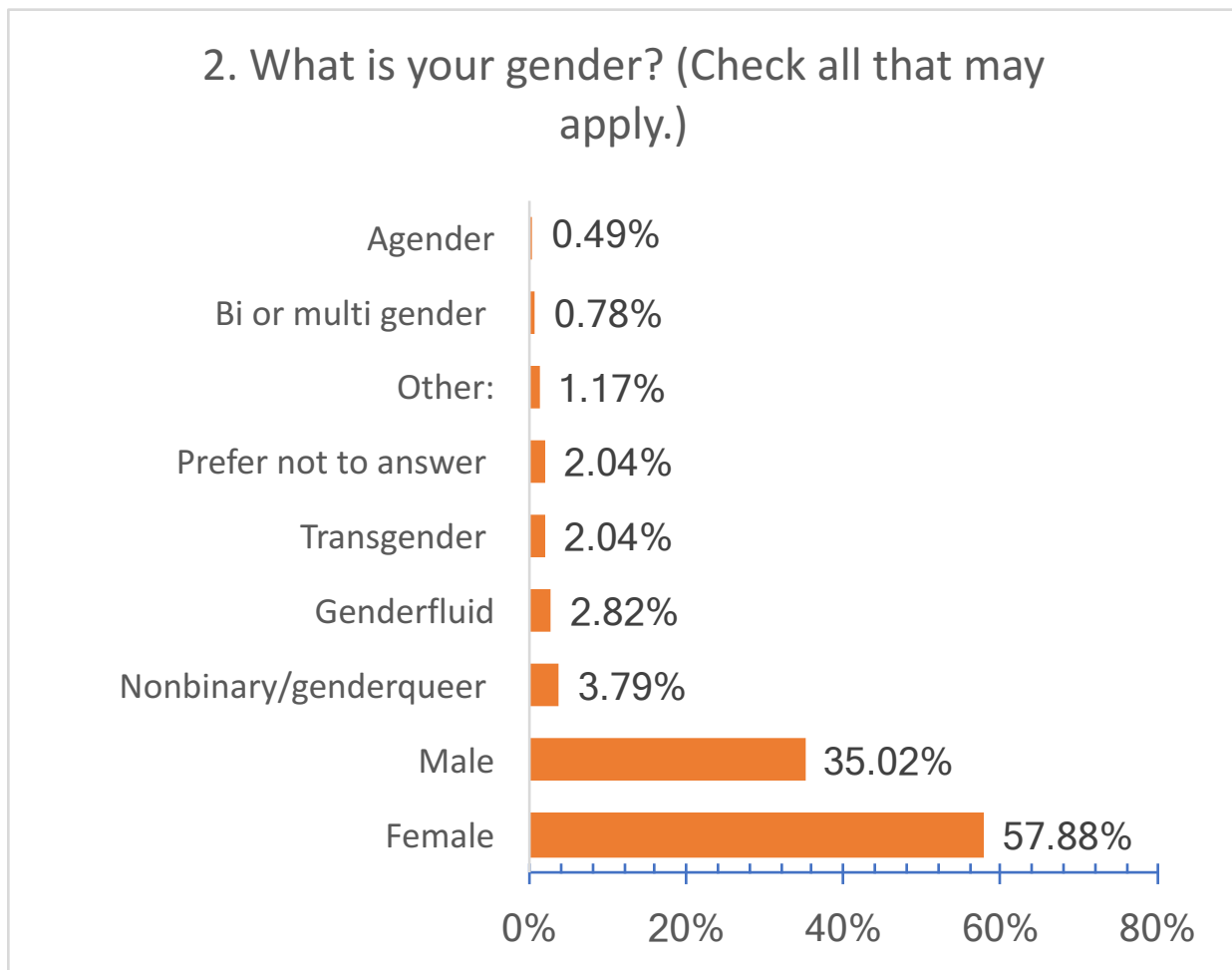


1. How old are you?

1. Age?	Count	%
13-17	11	1.07%
18-24	75	7.30%
25-34	436	42.41%
35-44	274	26.65%
45-54	150	14.59%
55-64	61	5.93%
65-74	12	1.17%
75+	2	0.19%
Prefer not to answer	7	0.68%
Total	1028	100.00%

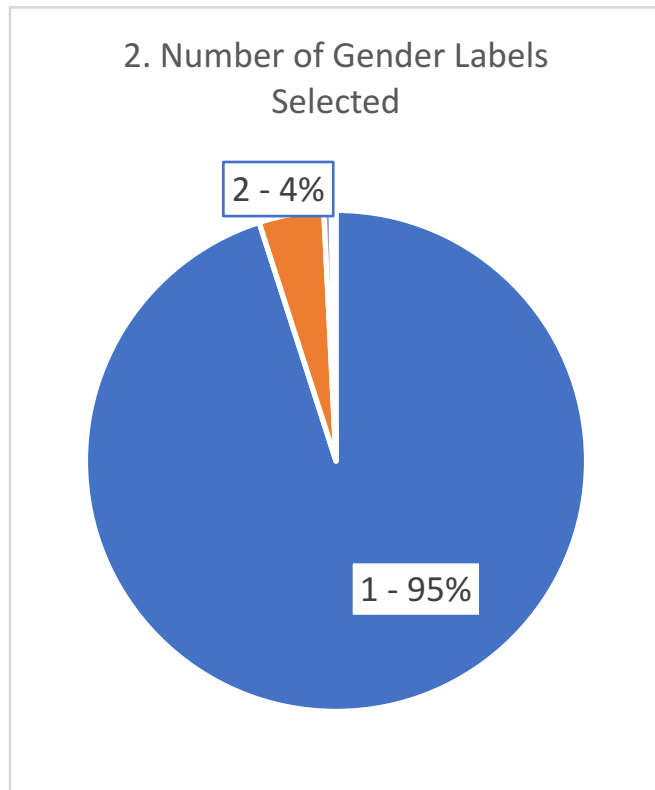



Gender	Count	%
Female	595	57.88%
Male	360	35.02%
Nonbinary/genderqueer	39	3.79%
Genderfluid	29	2.82%
Transgender	21	2.04%
Prefer not to answer	21	2.04%
Other:	12	1.17%
Bi or multi gender	8	0.78%
Agender	5	0.49%
Total Number of Answers	1028	100.00%

Other/Write-in
Amphibious Assault Vehicle
Attack Helicopter
Blank
Demiwoman
fuck man, I don't know
King Koopa
MTF

2. What is your gender? (Check all that may apply.)

# Labels			
Selected	# Responses	%	
1	977	95.04%	
2	43	4.18%	
3	5	0.49%	
4	3	0.29%	
Total	1028		

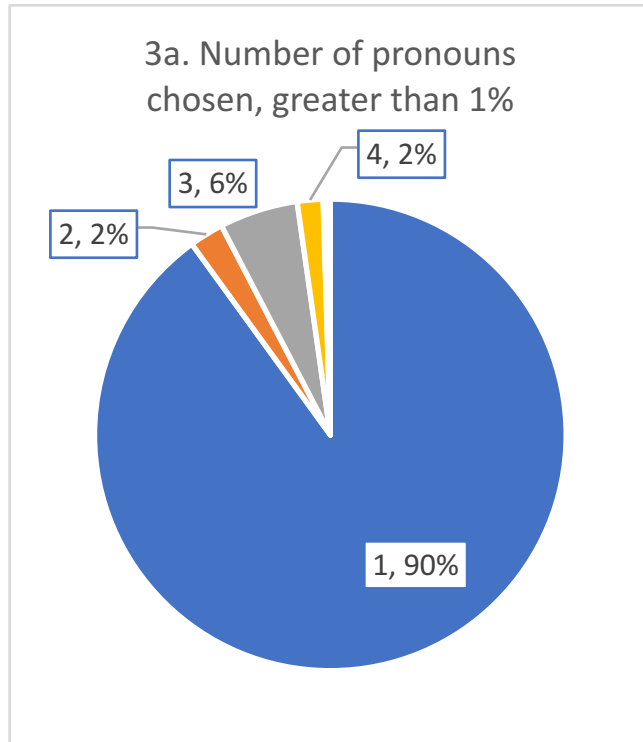




Pronoun	Count	%
She/her/hers	617	60.43%
He/him/his	372	36.43%
E/em/eir	94	9.21%
They/their/theirs	93	9.11%
Prefer not to answer	29	2.84%
Other:	21	2.06%
Zie/zem/zir	4	0.39%
Xie/xer/xers	4	0.39%
Number of Responses	1021	100.00%

3. What pronouns do you use? (Check all that may apply.)

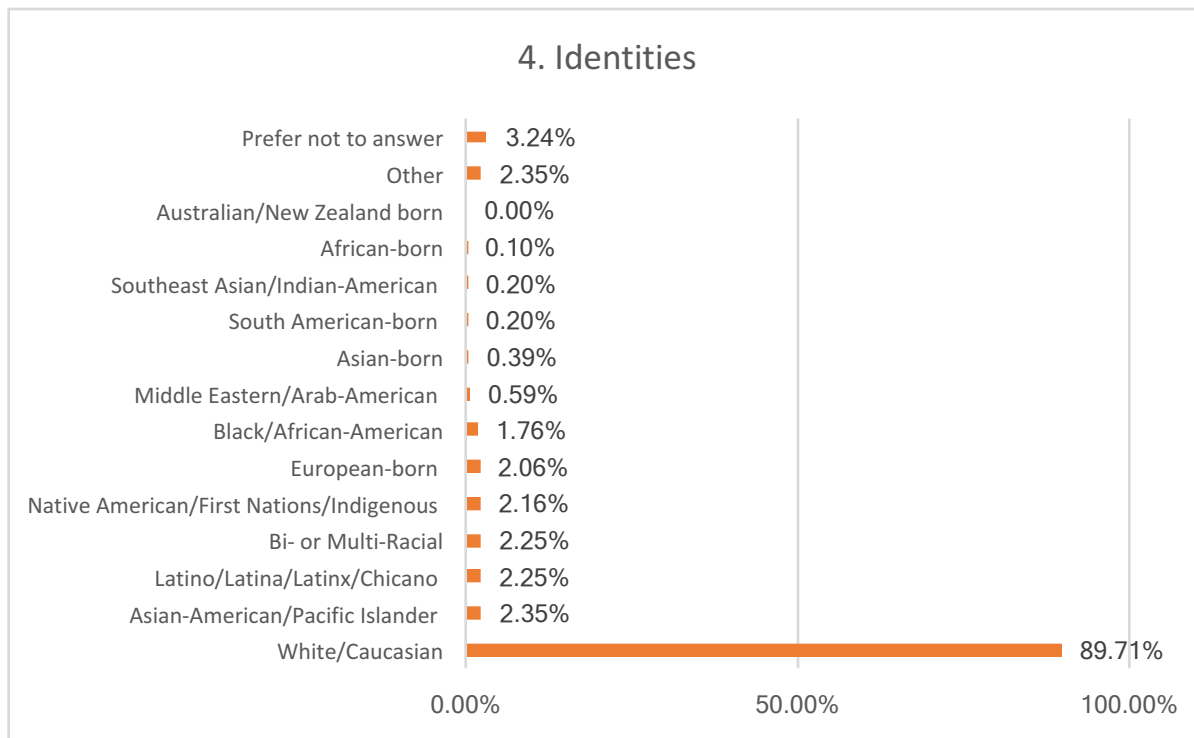
# Checked	Count	%
1	919	90.01%
2	24	2.35%
3	55	5.39%
4	18	1.76%
5	2	0.20%
6	2	0.20%
8	1	0.10%
Total	1021	100.00%



Other/Write-In

Comrade	Your Highness
http://pronoun.is/xe	Yup
Human	Universal gender neutral for everyone.
Meat Bag	Technically, i use them all. I
no preference	prefer/respond/request "he/him/his."
should not matter	I don't play this fucking retarded pronoun
Sklee/Sklim/Skler	game you asshats.
Tank Bro	This is a ridiculous question. You're not
The correct one....	going to use my pronouns anyhow. The only
This is the stupidest thing ever.	legitimate English pronouns are she, he,
Ve/Ver/Vis	they, and it. I use them all when
Whatever people prefer.	appropriate.

4. How would you describe your race/ethnicity/cultural identity?
(check all that may apply.)

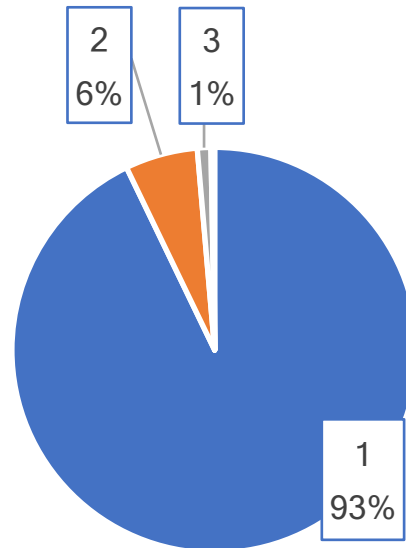


Identity	Count	%
White/Caucasian	915	89.71%
Asian-American/Pacific Islander	24	2.35%
Latino/Latina/Latinx/Chicano	23	2.25%
Bi- or Multi-Racial	23	2.25%
Native American/First Nations/Indigenous	22	2.16%
European-born	21	2.06%
Black/African-American	18	1.76%
Middle Eastern/Arab-American	6	0.59%
Asian-born	4	0.39%
South American-born	2	0.20%
Southeast Asian/Indian-American	2	0.20%
African-born	1	0.10%
Australian/New Zealand born	0	0.00%
Other	24	2.35%
Prefer not to answer	33	3.24%

4. How would you describe your race/ethnicity/cultural identity?
(check all that may apply.)

# Labels	#	%
1	947	92.84%
2	59	5.78%
3	11	1.08%
4	1	0.10%
5	1	0.10%
11	1	0.10%
Total	1020	100.00%

4. # Labels Chosen

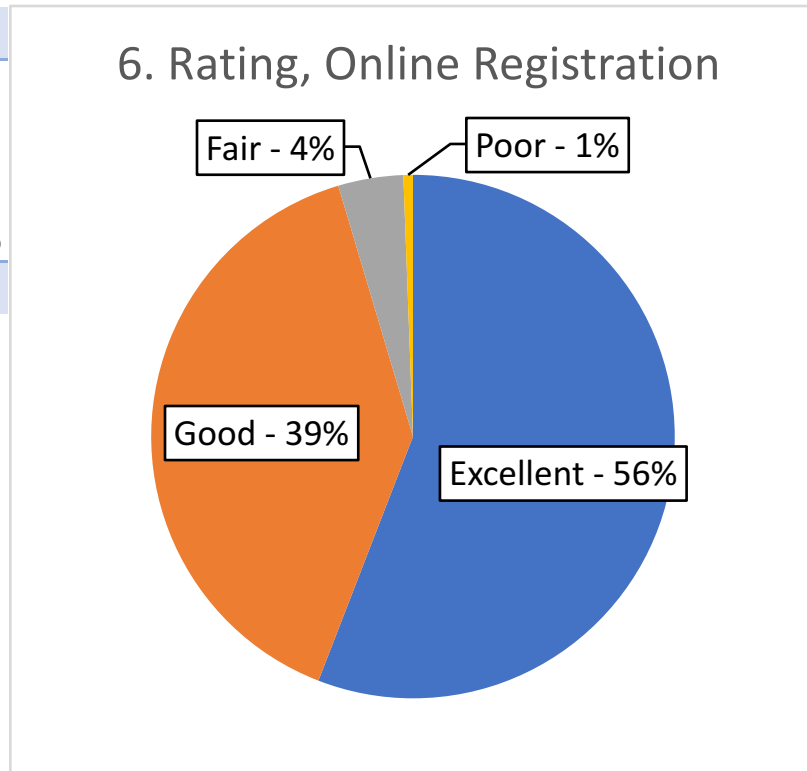


Other/Write-In:

- 1/2 India Indian, 1/2 European
- 5 k
- American
- Ashkenazi Jew
- Asian-
- Elf
- Western European White/Caucasian
- Euro-American
- European-American
- Filipino-American
- Glow in the Dark pale
- Human
- Puerto Rican. Multi-cultural.
- Human
- human race
- Jewish
- Jewish
- Kevlar Composite Mesh
- Latvian
- Lizardesque
- Romani

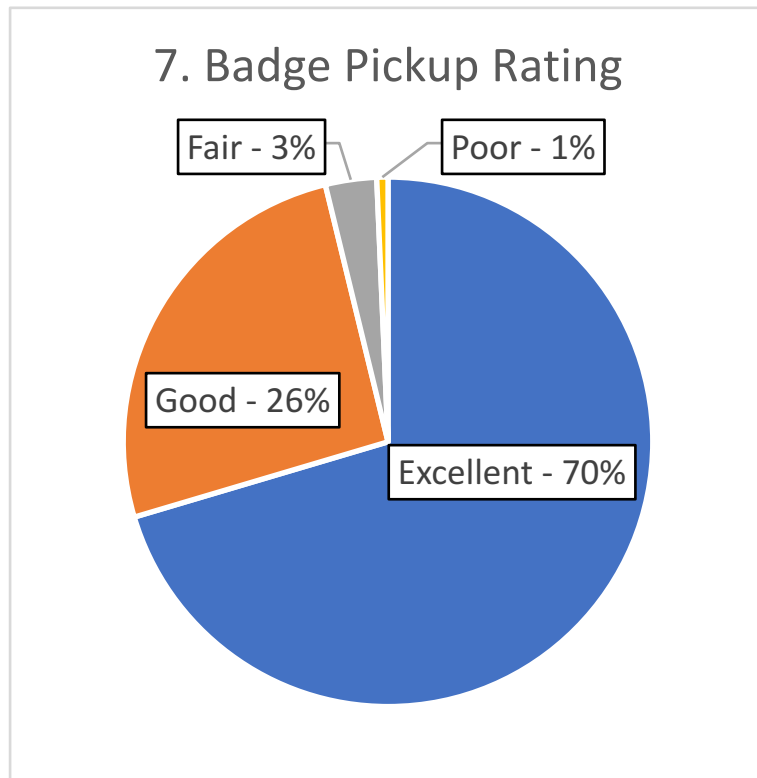
6. How would you rate the online registration process for CONvergence this year?

Rating	Count	%
Excellent	570	55.88%
Good	403	39.51%
Fair	41	4.02%
Poor	6	0.59%
Total	1020	100.00%



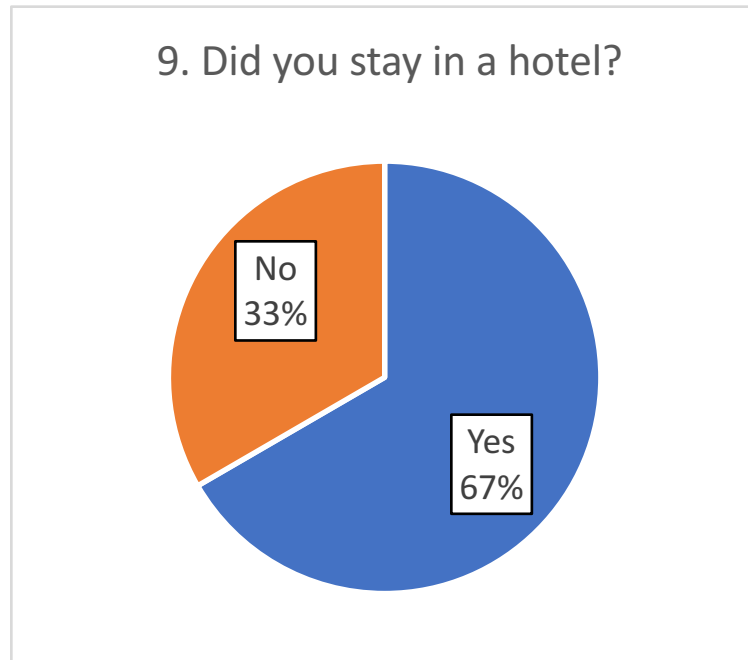
7. How would you rate the badge pickup process for CONvergence this year?

Rating	Count	%
Excellent	721	70.41%
Good	264	25.78%
Fair	32	3.13%
Poor	7	0.68%
Total	1024	100.00%

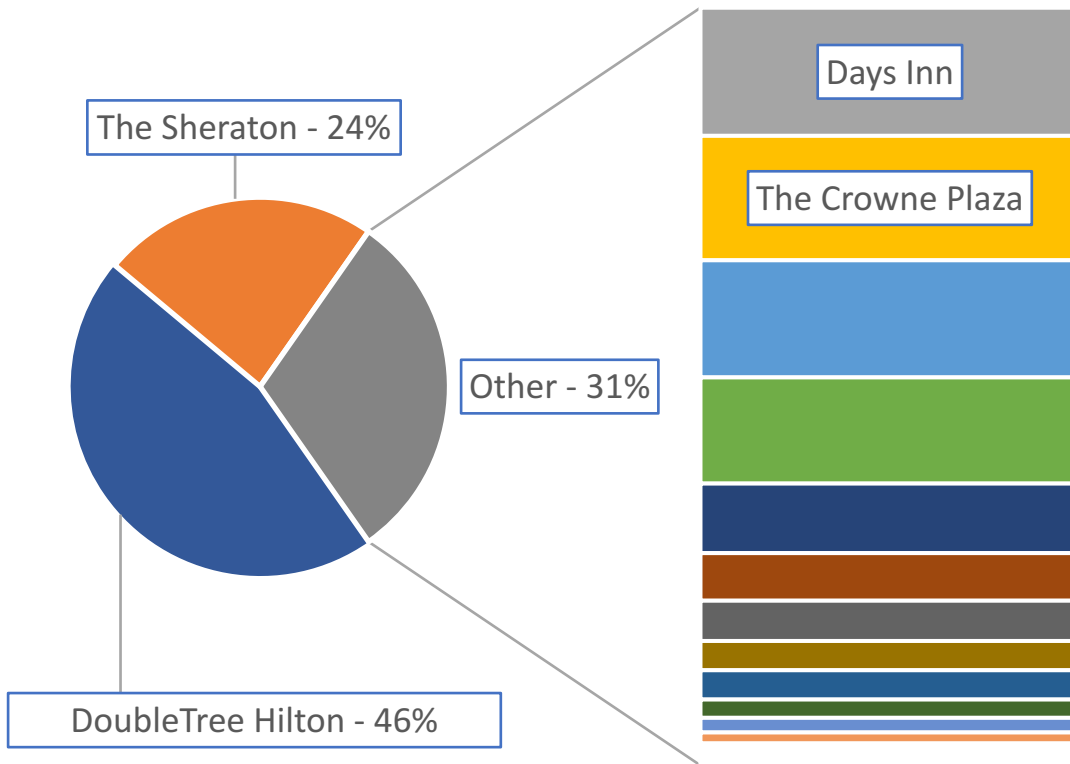


9. Did you stay in a hotel?

Answer	Count	%
Yes	685	66.63%
No	343	33.37%
Total	1028	100.00%



10. Which hotel did you stay in?

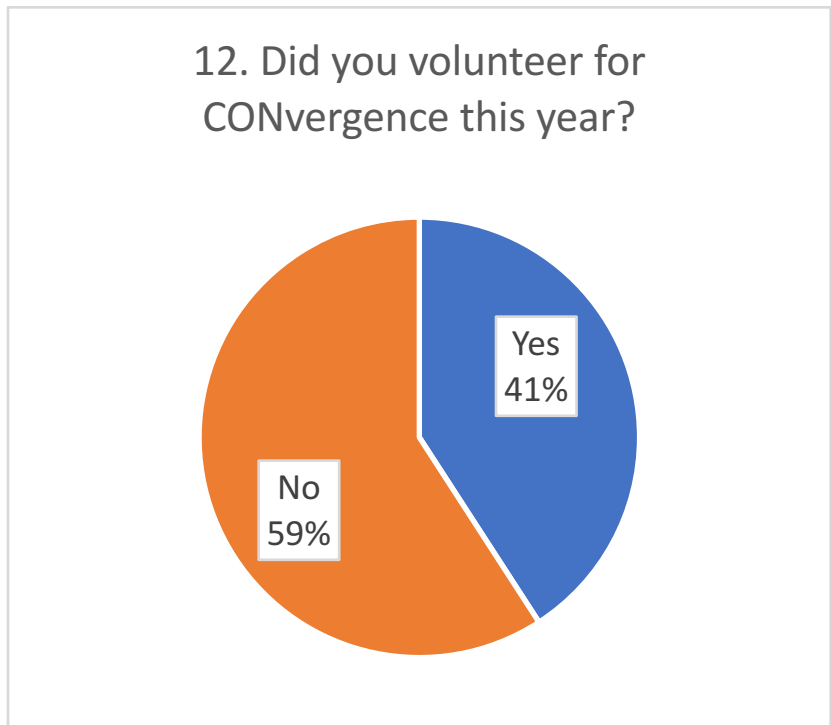


10. Which hotel did you stay in?

Hotel	Total	%
DoubleTree Hilton	310	45.79%
The Sheraton	160	23.63%
Days Inn	35	5.17%
The Crowne Plaza	34	5.02%
Hilton Garden Inn	32	4.73%
Park Plaza	29	4.28%
Holiday Inn Express	19	2.81%
La Quinta	13	1.92%
Hilton Bloomington Minneapolis	11	1.62%
Country Inn	8	1.18%
Hampton Inn	8	1.18%
Staybridge Suites	5	0.74%
Super 8	4	0.59%
Residence Inn	3	0.44%
1st night Hilton, 2nd & 3rd night Hampton Inn	1	0.15%
A hotel	1	0.15%
Embassy Suites	1	0.15%
Four Points	1	0.15%
Hyatt Place	1	0.15%
None	1	0.15%
Total	677	

12. Did you volunteer for CONvergence this year?

Answer	Count	%
Yes	420	40.86%
No	608	59.14%
Total	1028	100.00%



13. Which departments did you volunteer with? (Check all that apply.)

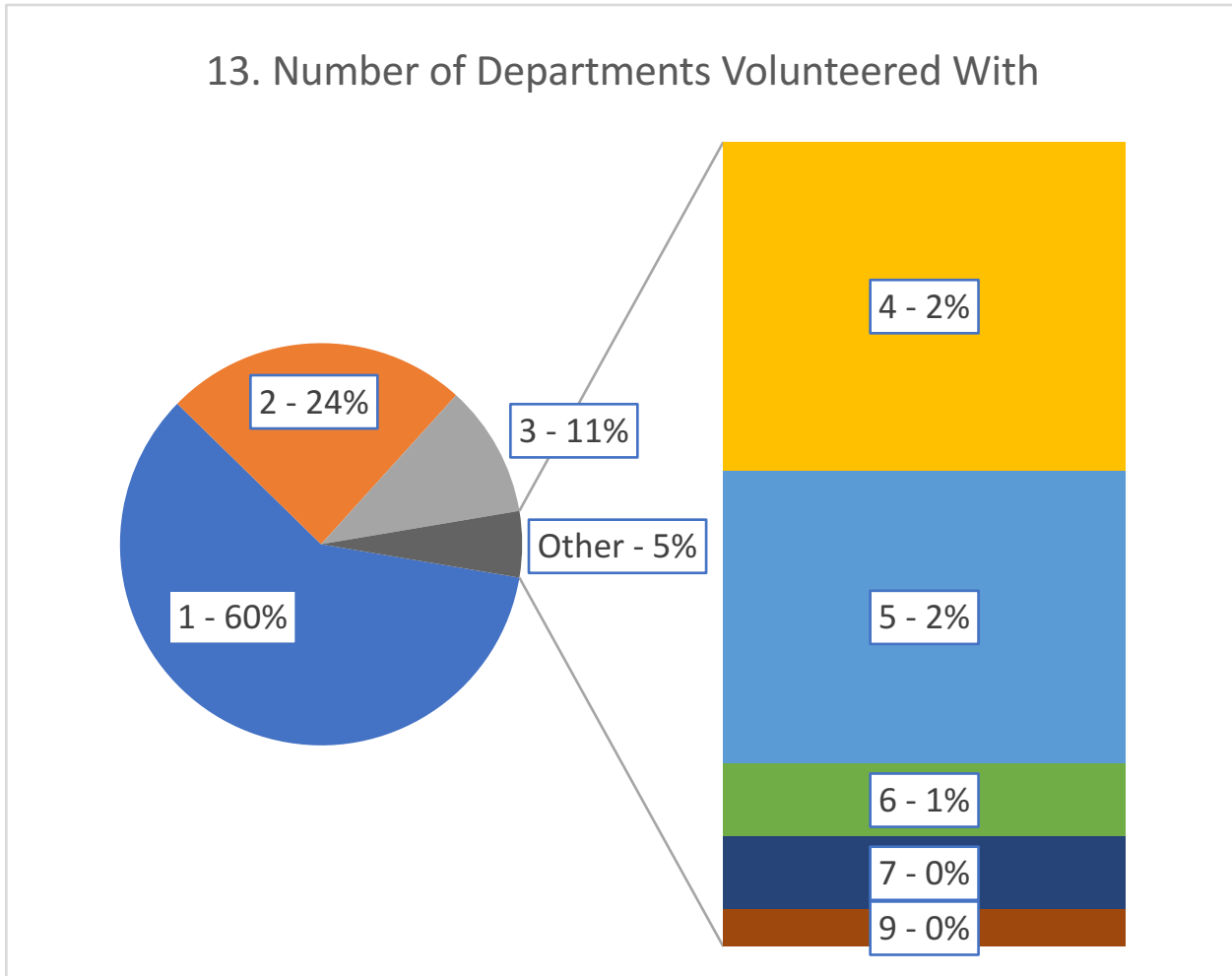
Department	Count	Department	Count
Accessibility & Inclusion	14	IT	6
Art Show	18	Logistics	18
Artists Alley	0	MainStage	15
Ceremonies	13	Masquerade	10
Cinema Rex	9	Merchandise	9
COF2E2	18	Nerf Herders	55
Connie's Quantum Sandbox	20	Operations	46
Connie's Space Lounge	16	Other:	29
ConSuite	34	Parties	96
Creative Services	4	Photography	9
CVG-TV/Video	0	Programming	66
Dealer's Room	1	Registration	37
Decor	15	Smokers' Paradise	3
Dock	5	Social Media	11
First Advisors	2	Teen Room	2
Gaming	34	Theatre Nippon	3
Harmonic CONvergence	15	Volunteer Den	20
Hotel	6	Volunteers	20
Invited Participants	6		
		Total	685

13. Which departments did you volunteer with? (Check all that apply.)

Other/Write-In:	Count	Other/Write-In:	Count
"badging"	1	Panelist	4
Blood Drive	1	Panels	1
Bookswap	2	Party, House of Toast	2
		Party, Victorian Lady	
Connie's Space Lounge	1	Doctors	1
Dealer's Room Move In	1	Publications	2
Future Visioning			
Committee	1	Resume	1
Guests	1	Room Party	1
Guests of Honor	3	TC Geeks	1
Host, ChessWerks	1	VolDen Massage Specialist	1
Liason (Guests?)	1	Webteam	1
No Comment	1	Total	29

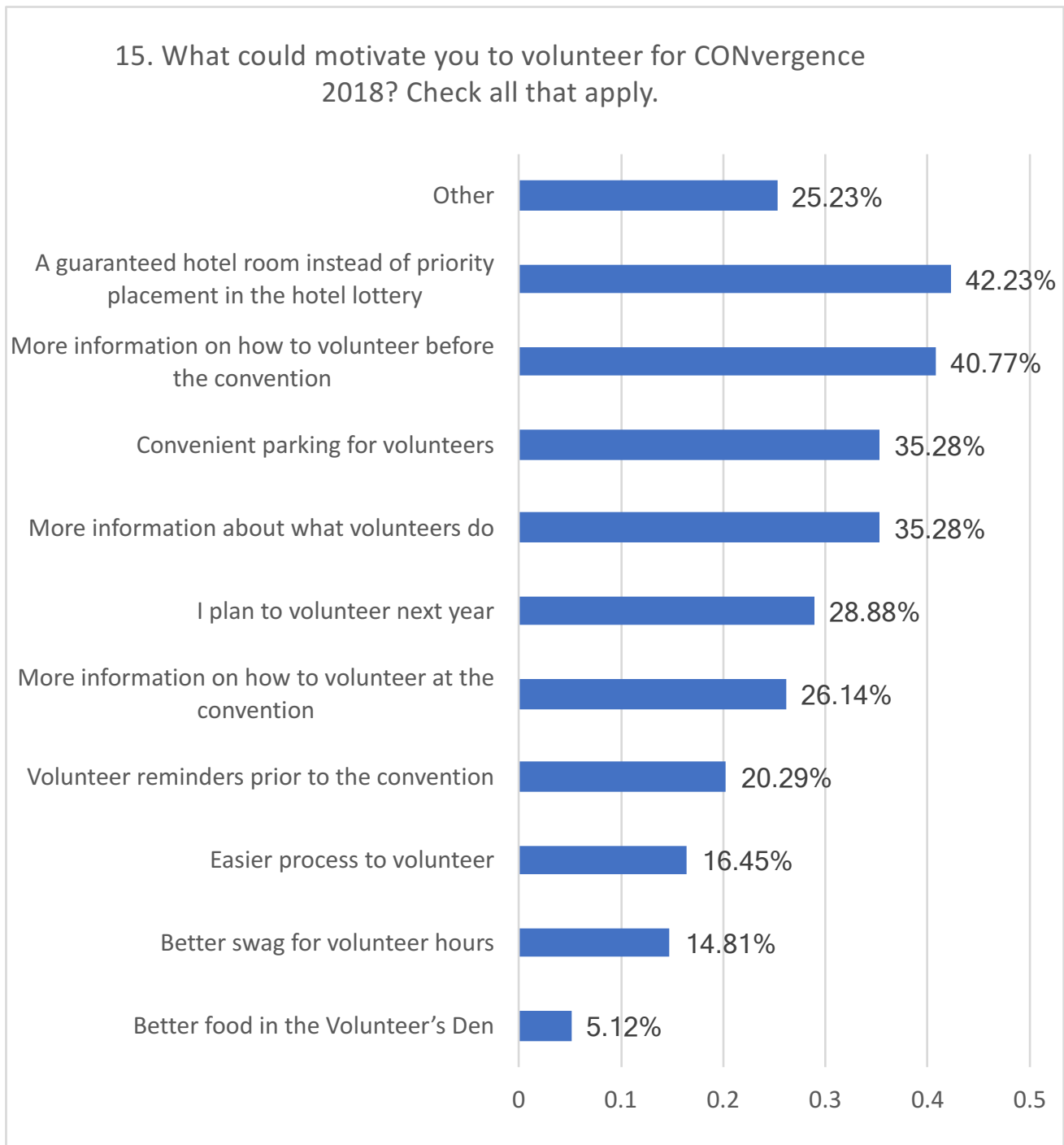
"I helped with Dealers room move in for an hour on Wednesday, I don't know what department that would be. But it was fun, I would do that again."

13. Which departments did you volunteer with? (Check all that apply.)



# of Departments	Count_	%
0	1	0.24%
1	247	59.52%
2	101	24.34%
3	44	10.60%
4	9	2.17%
5	8	1.93%
6	2	0.48%
7	2	0.48%
9	1	0.24%
Total	415	100.00%

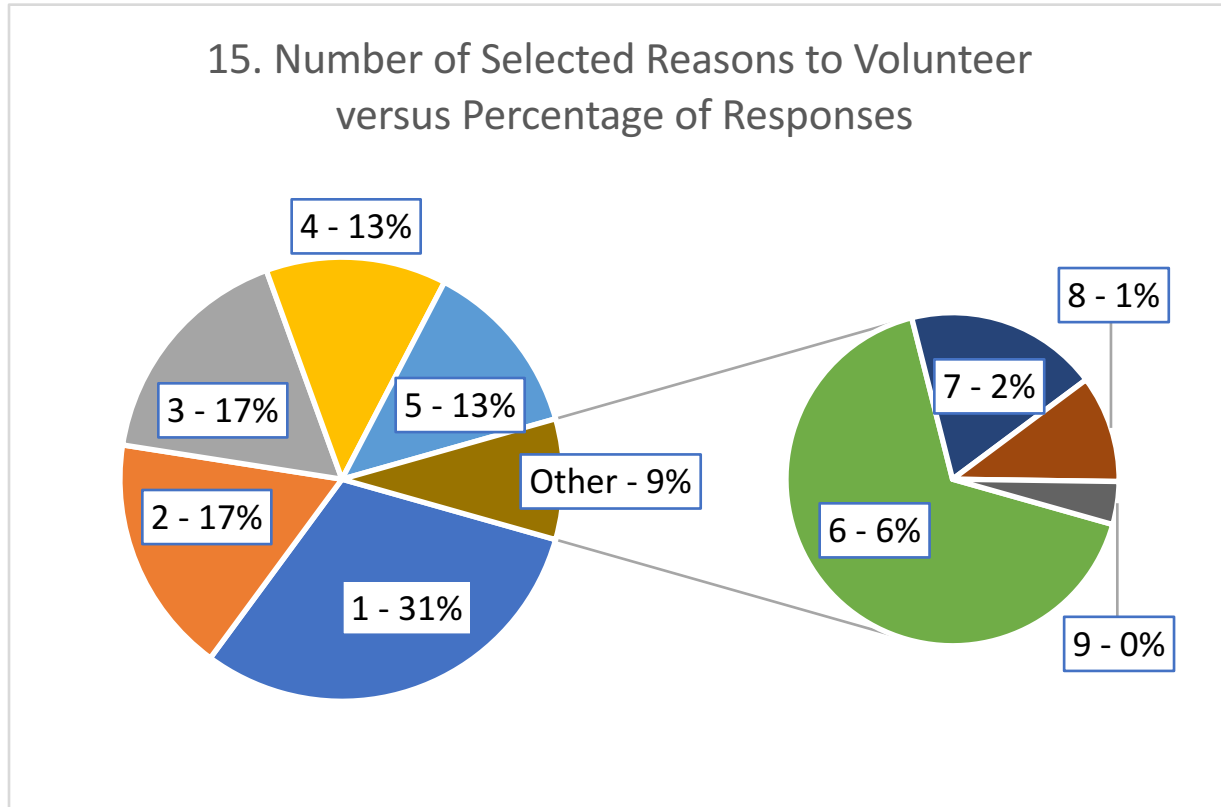
415 Respondents representing 197 combinations of departments, for a total of 689 roles



15. What could motivate you to volunteer for CONvergence 2018? Check all that apply

Reason	Count	% Responses
Better food in the Volunteer's Den	28	5.12%
Better swag for volunteer hours	81	14.81%
Easier process to volunteer	90	16.45%
Volunteer reminders prior to the convention	111	20.29%
More information on how to volunteer at the convention	143	26.14%
I plan to volunteer next year	158	28.88%
More information about what volunteers do	193	35.28%
Convenient parking for volunteers	193	35.28%
More information on how to volunteer before the convention	223	40.77%
A guaranteed hotel room instead of priority placement in the hotel	231	42.23%
Other	138	25.23%
Total, Responses	547	

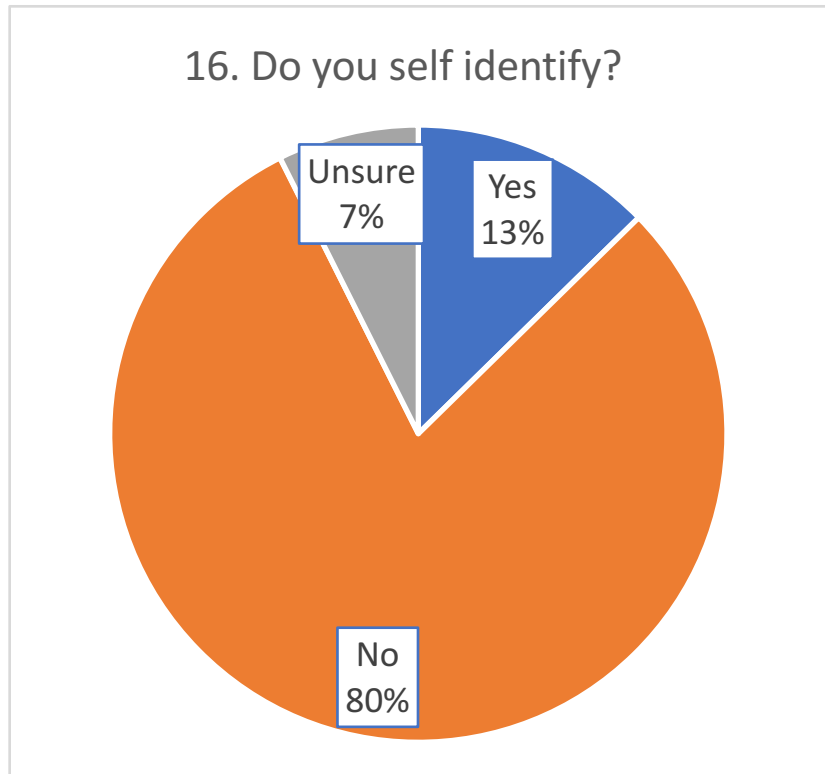
15. What could motivate you to volunteer for CONvergence 2018? Check all that apply.



# Selected Reasons	# Responses	%
1	168	30.71%
2	95	17.37%
3	93	17.00%
4	72	13.16%
5	71	12.98%
6	32	5.85%
7	9	1.65%
8	5	0.91%
9	2	0.37%
Total	547	100.00%

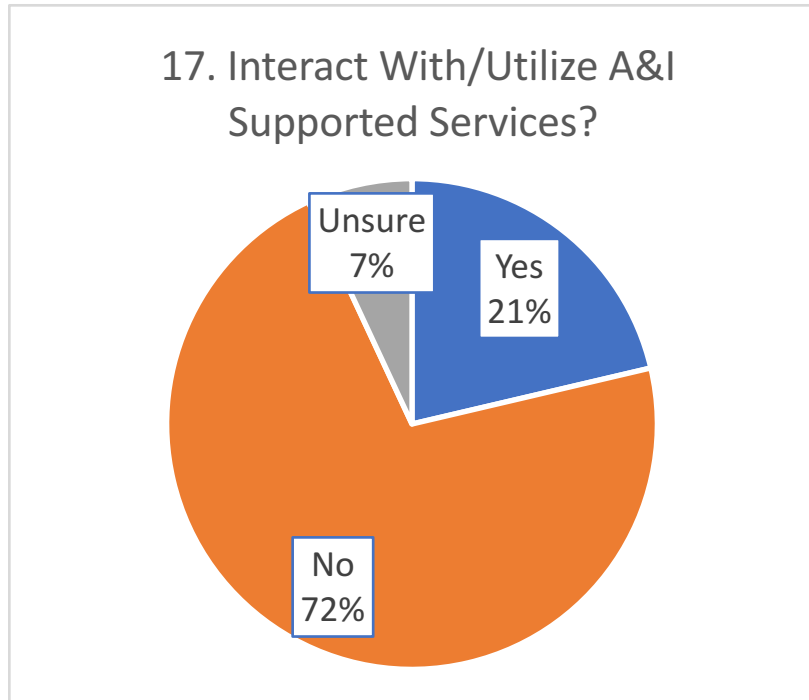
16. Do you self identify as a person with a disability/disabled person, OR as someone who would benefit from accessible design/services?

Answer	Count	%
Yes	130	12.66%
No	821	79.94%
Unsure	76	7.40%
Total	1027	100.00%



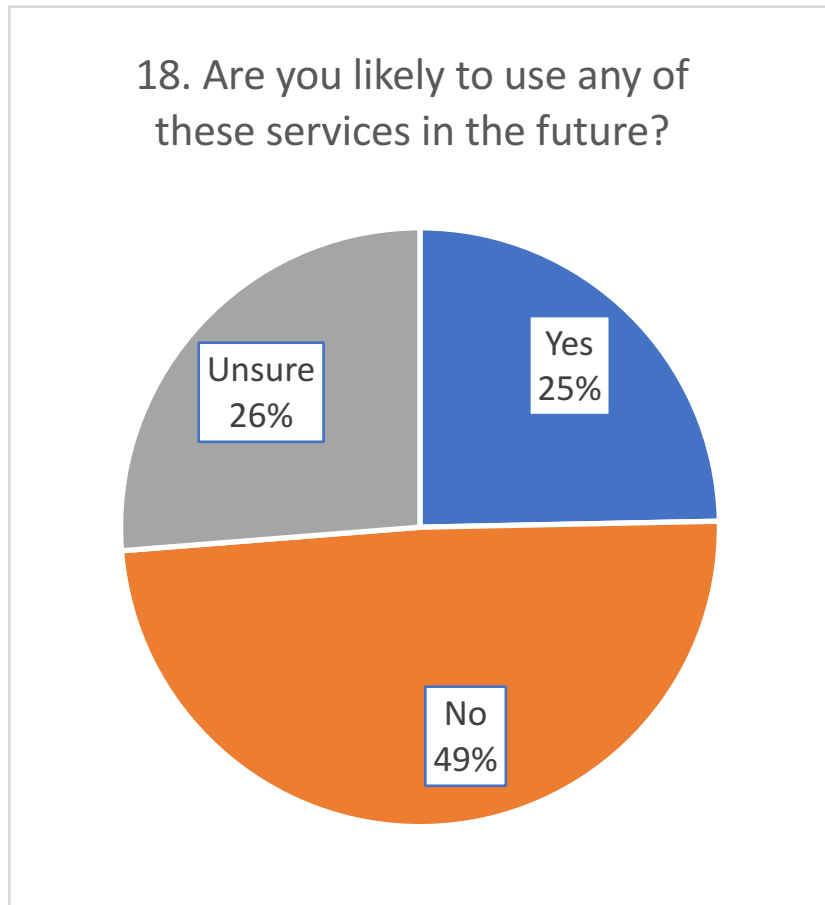
17. Did you interact with or utilize any services supported by the Accessibility and Inclusion department?

Answer	Count	%
Yes	218	21.33%
No	733	71.72%
Unsure	71	6.95%
Total	1022	100.00%



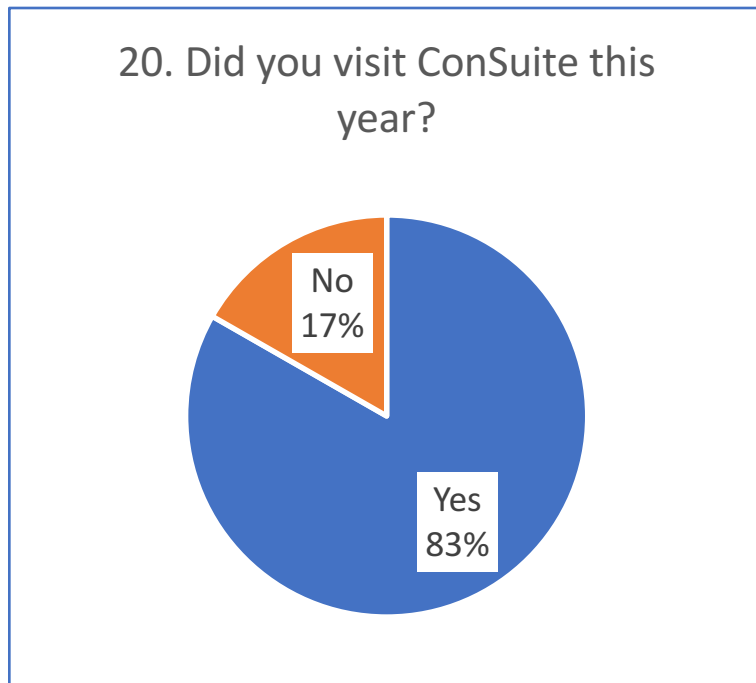
18. Are you likely to use any of these [Accessibility & Inclusion] services in the future?

Answer	Count	%
Yes	251	24.68%
No	499	49.07%
Unsure	267	26.25%
Total	1017	100.00%



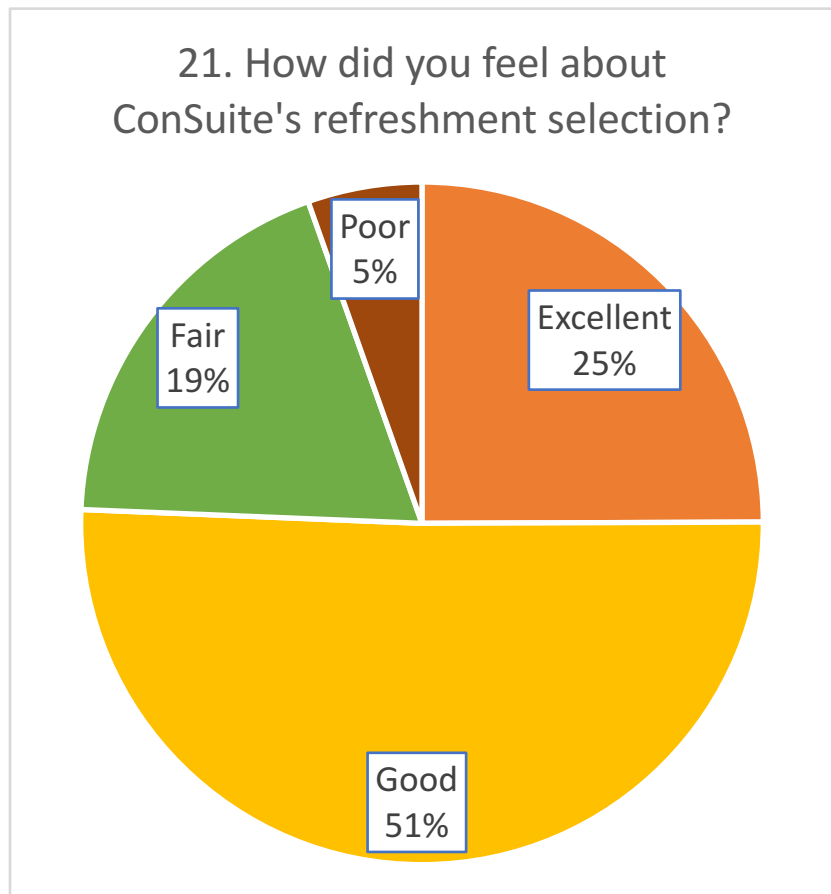
20. Did you visit ConSuite this year?

Answer	Count	%
Yes	856	83.27%
No	172	16.73%
Total	1028	100.00%



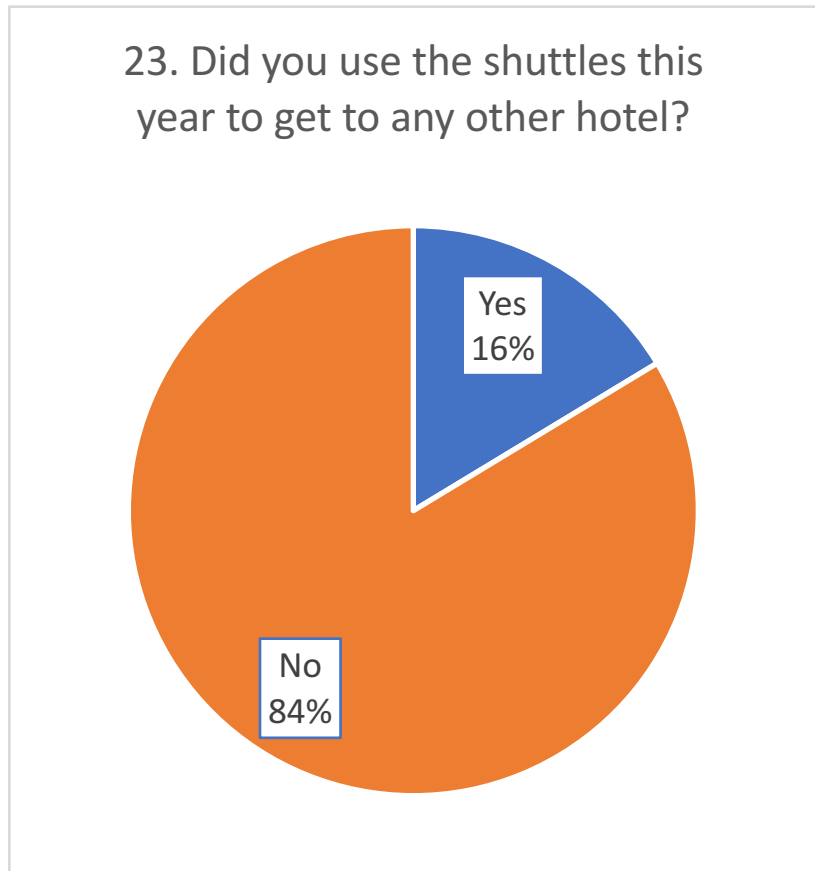
21. How did you feel about ConSuite's refreshment selection?

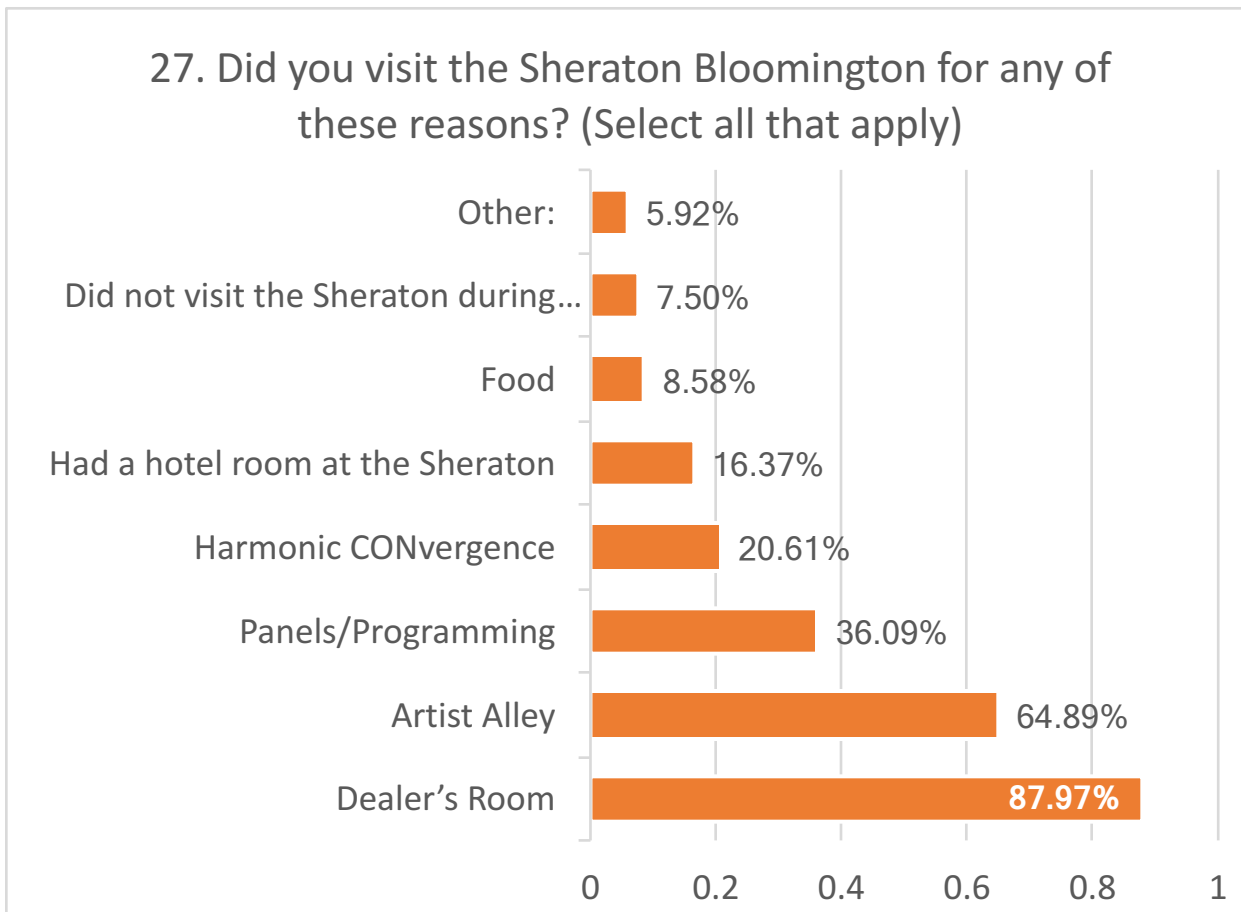
Answer	Count	%
Excellent	212	24.94%
Good	431	50.71%
Fair	161	18.94%
Poor	46	5.41%
Total	850	100.00%



23. Did you use the shuttles this year to get to any other hotel?

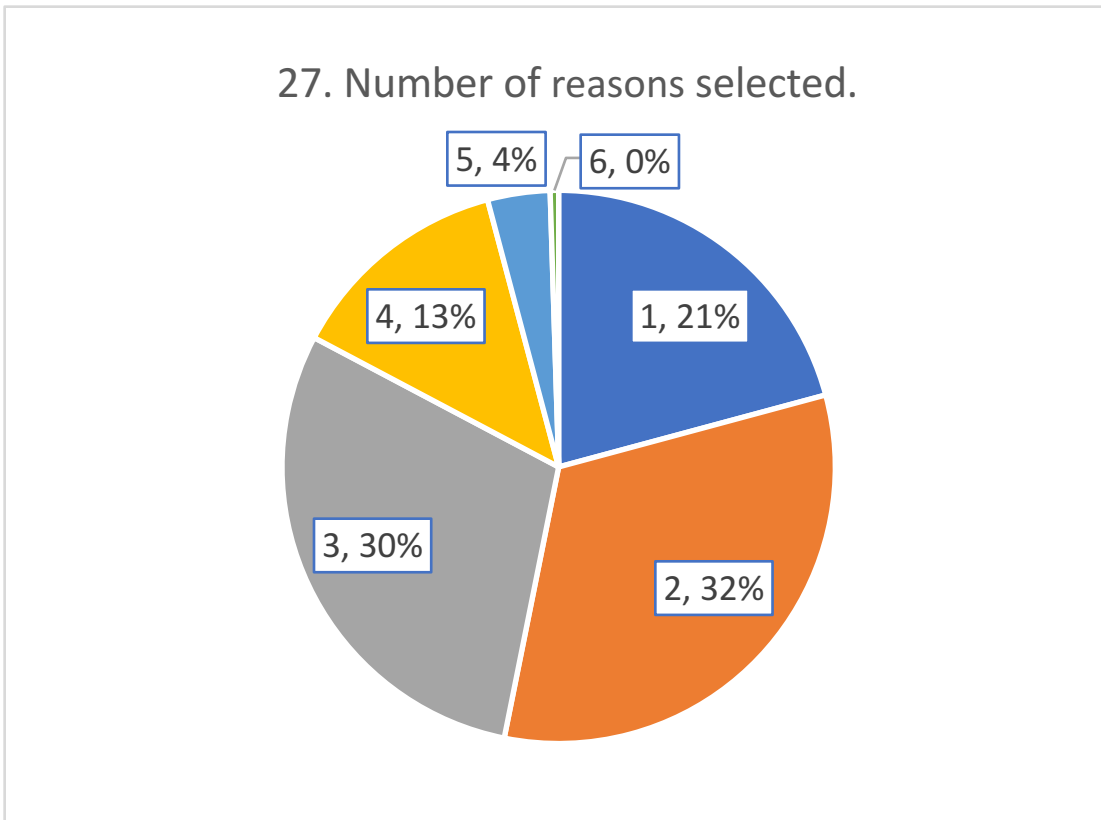
Answer	Count	%
Yes	168	16.34%
No	860	83.66%
Total	1028	100.00%





Reason	Count	%
Dealer's Room	892	87.97%
Artist Alley	658	64.89%
Panels/Programming	366	36.09%
Harmonic CONvergence	209	20.61%
Had a hotel room at the Sheraton	166	16.37%
Food	87	8.58%
Did not visit the Sheraton during the convention	76	7.50%
Other:	60	5.92%

27. Did you visit the Sheraton Bloomington for any of these reasons?



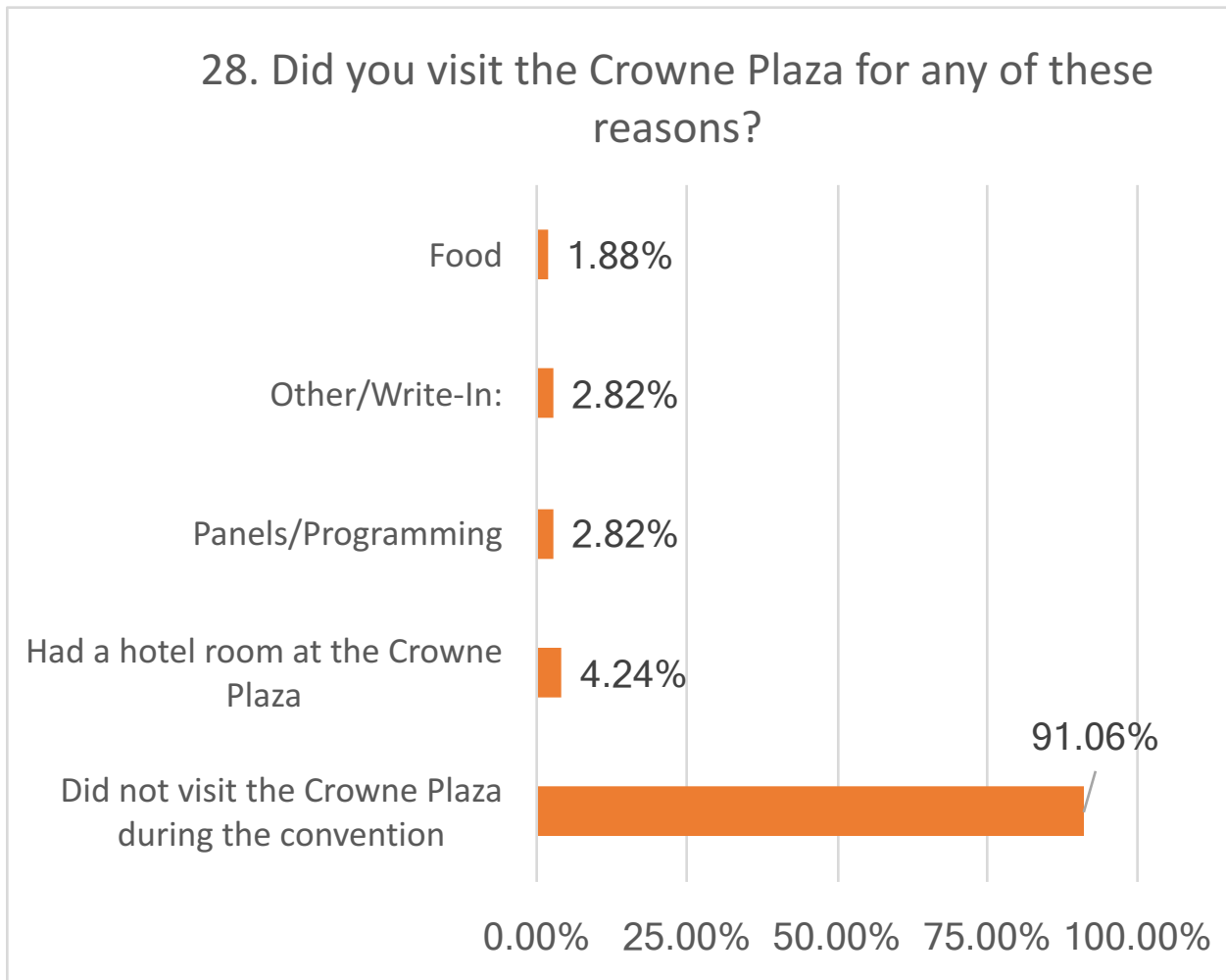
# Reasons	Count	%
1	211	20.81%
2	328	32.35%
3	300	29.59%
4	133	13.12%
5	37	3.65%
6	5	0.49%
# Response	1014	

27. Did you visit the Sheraton Bloomington for any of these reasons?

Write In Responses 1/2
air conditioning
Almost attend a panel, but was tired. Would have attended nerd burlesque, but the queue was enormous.
AuxBridge
AuxBridge
AuxBridge!
Auxillary Operations
Bar
Bar
Bar/Lounge - not nearly as crowded as the DoubleTree
Bathroom
Bathroom, bar
BURLESQUE
Cleaner restrooms @ Sheraton
Cocktails at a quiet place
Comedy showcase at the HarmCon room
Cosplay
Costume contest
costume wars
Costume wars!
Friend had a room there.
Friend's hotel room
Friend's hotel room
Friends had a room
Friends room
Friends staying there
Friends were staying there
Friends' hotel rooms also at the Sheraton
group of friends had a room there.
Hanging out at the bar area

27. Did you visit the Sheraton Bloomington for any of these reasons?

Write In Responses 2/2
I am Operations CONcom.
I had eaten lunch or dinner there in previous years but didn't seem to have the time this year.
I partook in the COSTUME WARS! It was a blast.
I tried to go to the Nerdlesque show. The line was out the door. That was that.
I wasn't able to get into the only event I went to over there.
I would have visited Dealer's Room more often if it had been at DoubleTree. Prefer one big room setup.
Major scene for my picture taking
Meet Ups
N/A
Nerdlesque
Operations work
Paid photoshoots with photographers.
Photo op.
Photo Shoot
Photo shoot.
Photoshoot
Played games in their lobby bar section.
Quieter bar
Staffing and visiting the AuxBridge.
Stored things in a friends room
Take a break in a quiet and colder area
The bar
To book room for next year
visit friends
Visited a friend staying in the hotel
visited friend's hotel room
Visiting friends
Volunteer Badging at HarmCon
Volunteering at AuxBridge



Reason	Count	%
Did not visit the Crowne Plaza during the convention	774	91.06%
Had a hotel room at the Crowne Plaza	36	4.24%
Panels/Programming	24	2.82%
Other/Write-In:	24	2.82%
Food	16	1.88%

# Reasons	Count	%
1	827	97.29%
2	22	2.59%
3	1	0.12%
Total	850	100.00%

28. Did you visit the Crowne Plaza for any of these reasons?

Other/Write In

A friend had a private event there.

At least I don't think I visited it

Couldn't get there, no shuttle

did not know crown plaza had panels

Did not know we had anything at the crowne plaza this year.

Friends had a hotel room and we needed to pick up stuff

Hampton Inn xfer

Hosted an independent party.

I didn't know anything was hosted there.

I had no idea anything was going on at the Crowne Plaza.

I was not aware there was programming at the Crowne Plaza.

Most likely never will, either.

My hotel was across the parking lot

My shuttle cept stopping there, I never got out.

no

No panels or programming this year and tge shuttles were sketchy

Shuttle service - I was not aware of the programming at Crowne Plaza

Shuttle stop

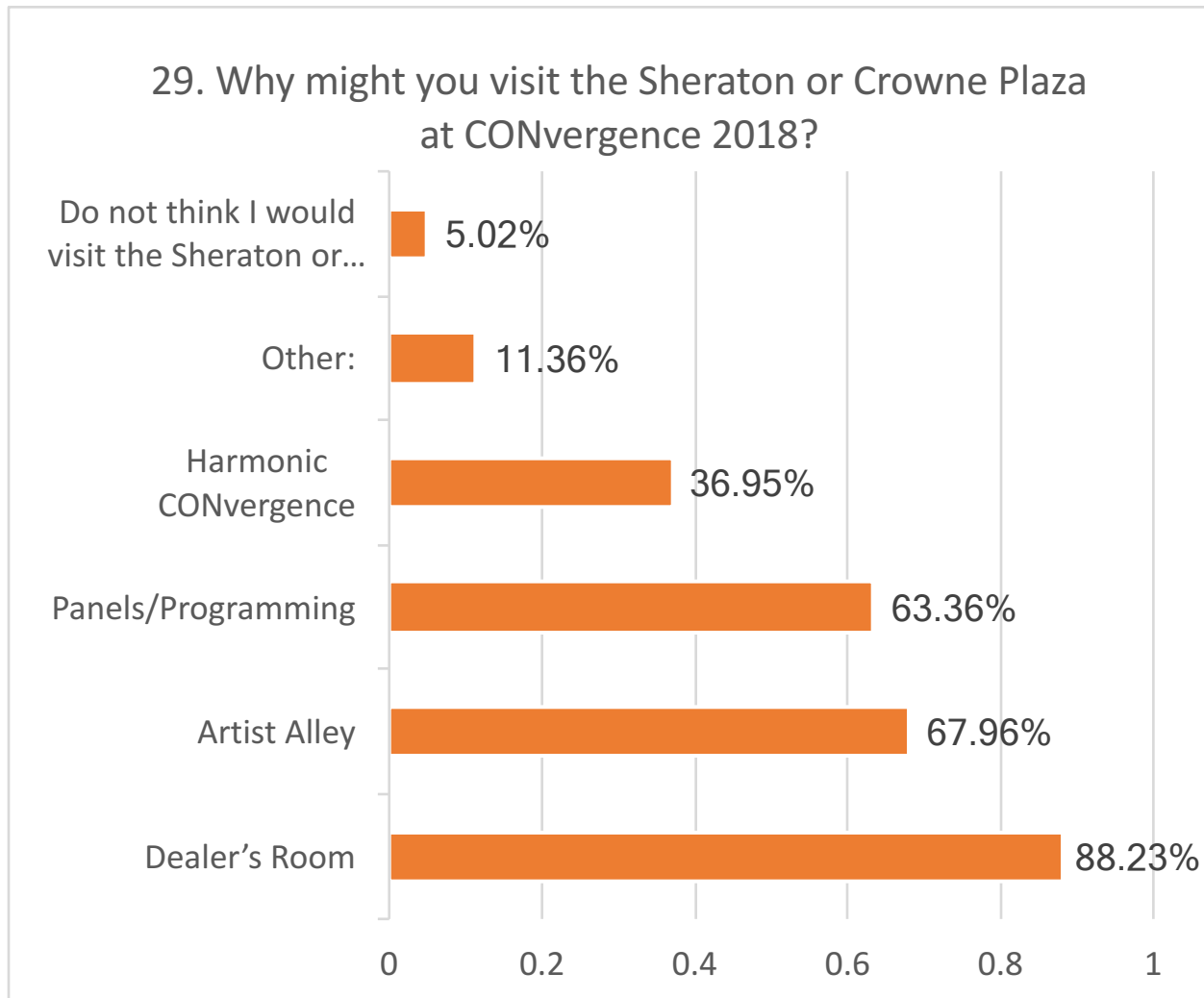
There WAS no programming there this year.

There was programming at the Crowne Plaza in 2017??

There was stuff to do at this hotel?

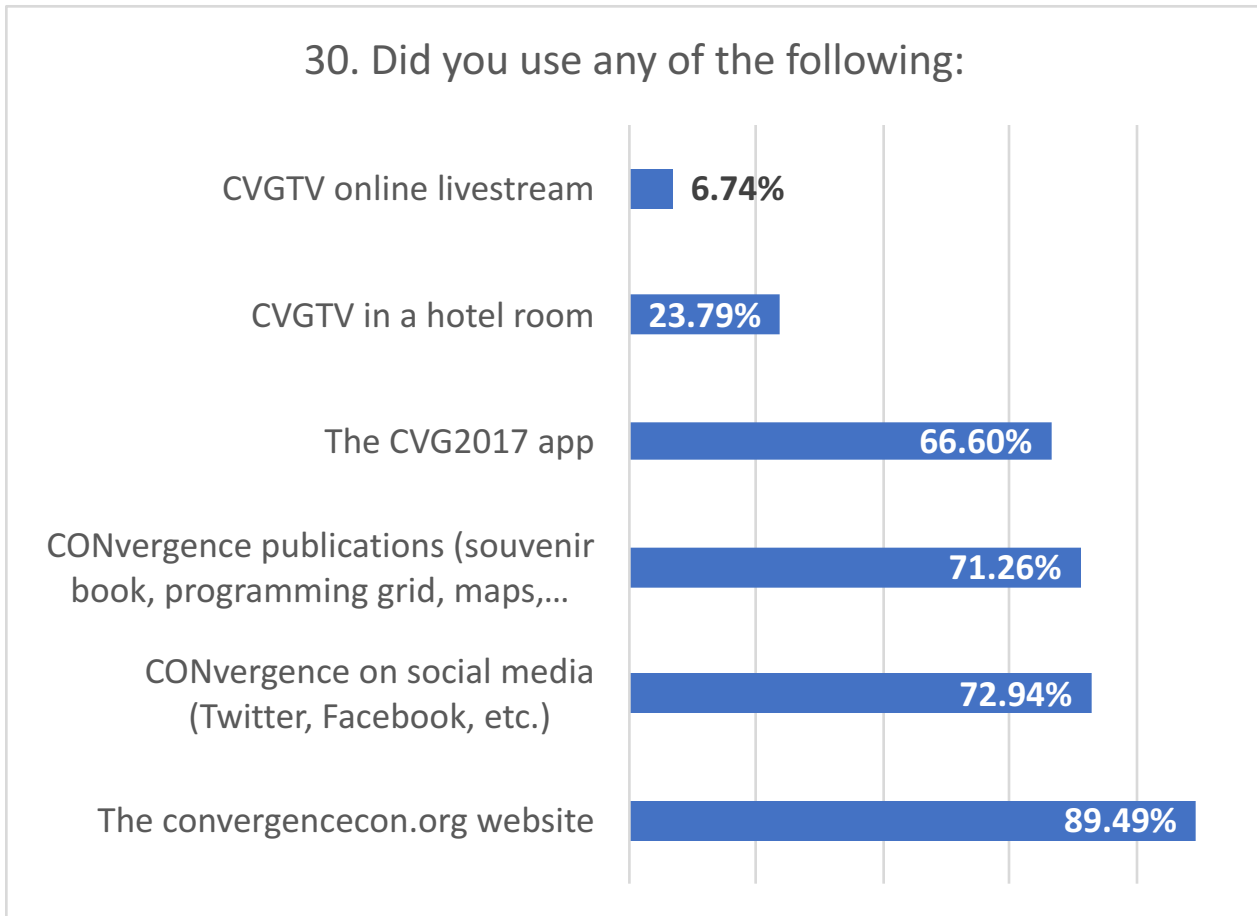
Wedding Reception

What there was stuff over there didn't even know



Reason	Count	%
Dealer's Room	862	88.23%
Artist Alley	664	67.96%
Panels/Programming	619	63.36%
Harmonic CONvergence	361	36.95%
Other:	111	11.36%
Do not think I would visit the Sheraton or Crowne Plaza next year	49	5.02%

# Reasons	Count	%
1	169	17.30%
2	229	23.44%
3	307	31.42%
4	243	24.87%
5	28	2.87%
6	1	0.10%
Total	977	100.00%

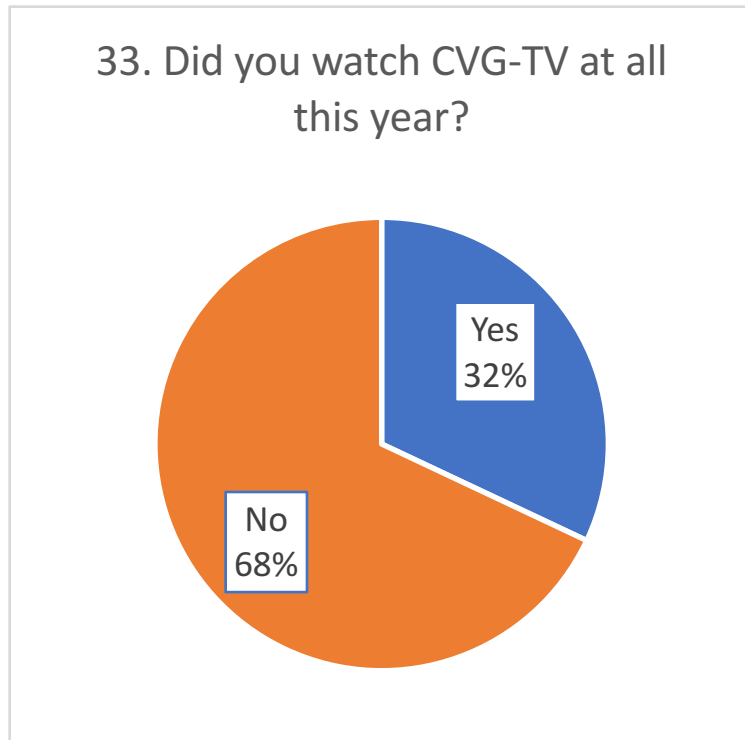


Media Used	Count	%
The convergence-con.org website	903	89.5%
CONvergence on social media (Twitter, Facebook, etc.)	736	72.9%
CONvergence publications (souvenir book, programming grid, maps, posters)	719	71.3%
The CVG2017 app	672	66.6%
CVG-TV in a hotel room	240	23.8%
CVG-TV online livestream	68	6.7%

# Media	Count	%
1	62	6.14%
2	179	17.74%
3	312	30.92%
4	312	30.92%
5	130	12.88%
6	14	1.39%
Total	1009	

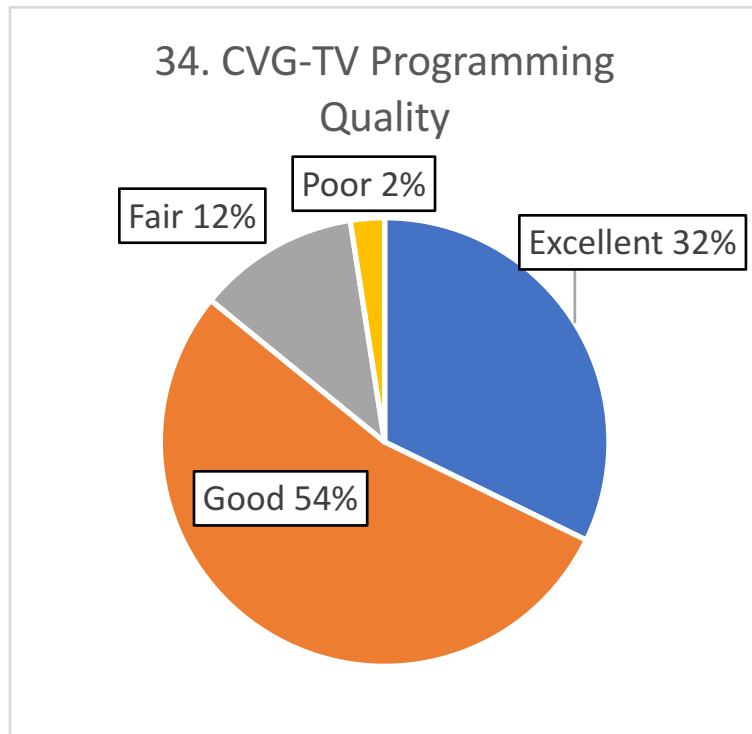
33. Did you watch CVG-TV at all this year?

Answer	Count	%
Yes	329	32.00%
No	699	68.00%
Total	1028	100.00%



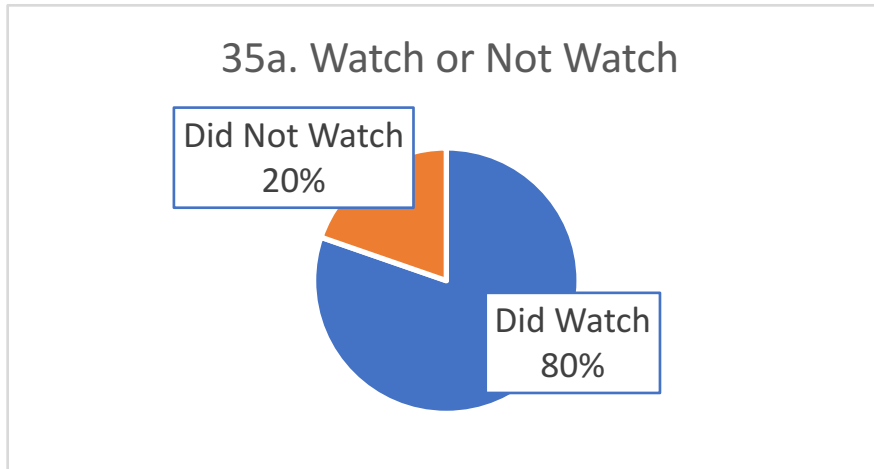
34. How was the quality of the programming on CVG-TV (either in the hotel or streaming)?

Rating	Count	%
Excellent	105	32.21%
Good	175	53.68%
Fair	38	11.66%
Poor	8	2.45%
Total	326	100.00%

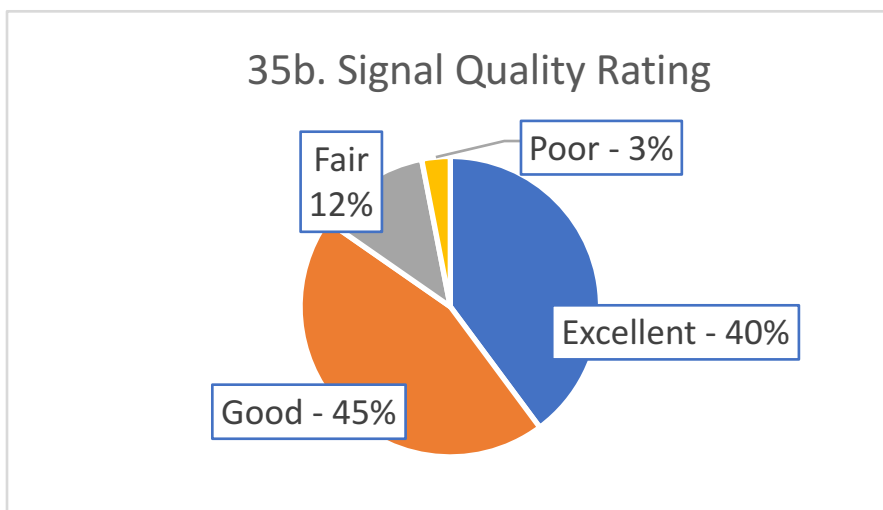


35. If you watched CVG-TV in a hotel room, how was the quality of the signal of CVG-TV in the hotel room?

35a. Watch or Not Watch	Count	%
Did Watch	261	80.31%
Did Not Watch	64	19.69%
Total	325	100.00%

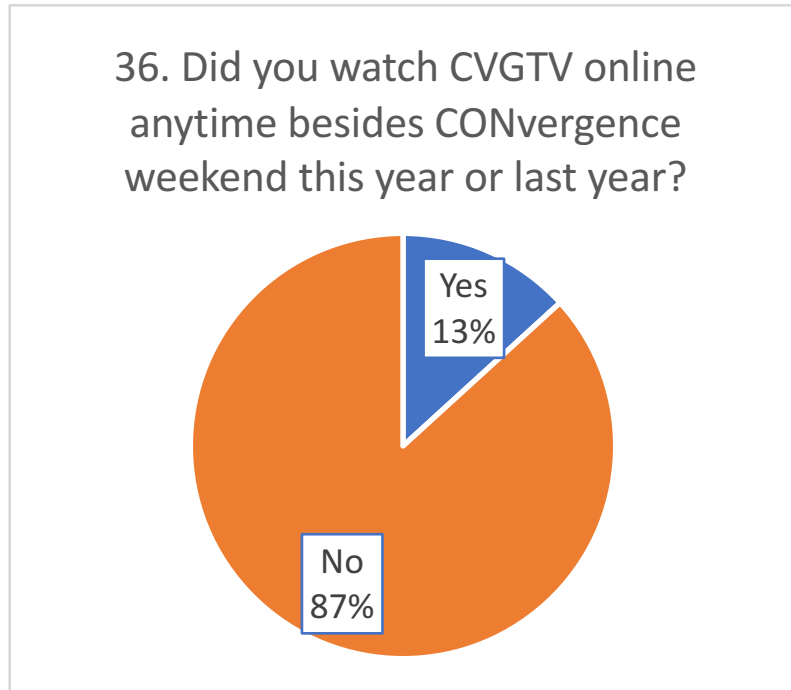


35b. Signal Quality Rating	Count	%
Excellent	104	39.85%
Good	117	44.83%
Fair	32	12.26%
Poor	8	3.07%
Total	261	100.00%



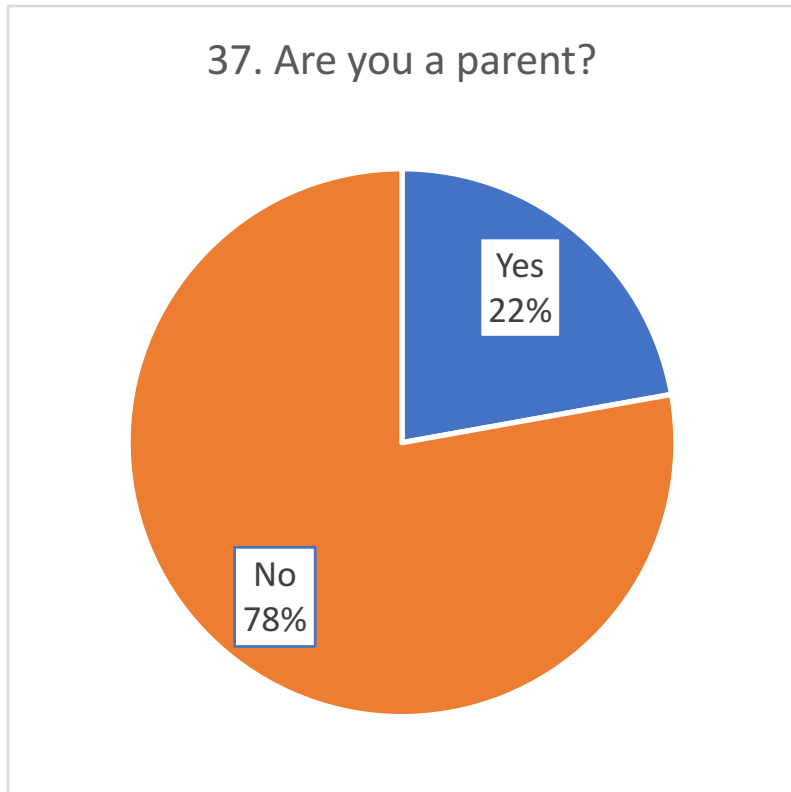
36. Did you watch CVG-TV online anytime besides CONvergence weekend this year or last year?

Answer	Count	%
Yes	43	13.23%
No	282	86.77%
Total	325	100.00%



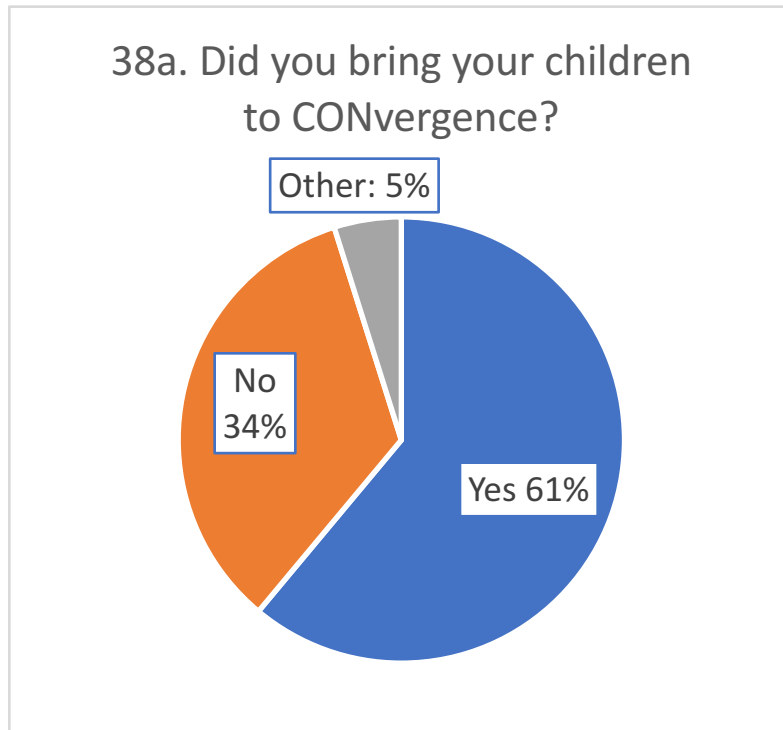
37. Are you a parent?

Answer	Count	%
Yes	228	22.18%
No	800	77.82%
Total	1028	100.00%

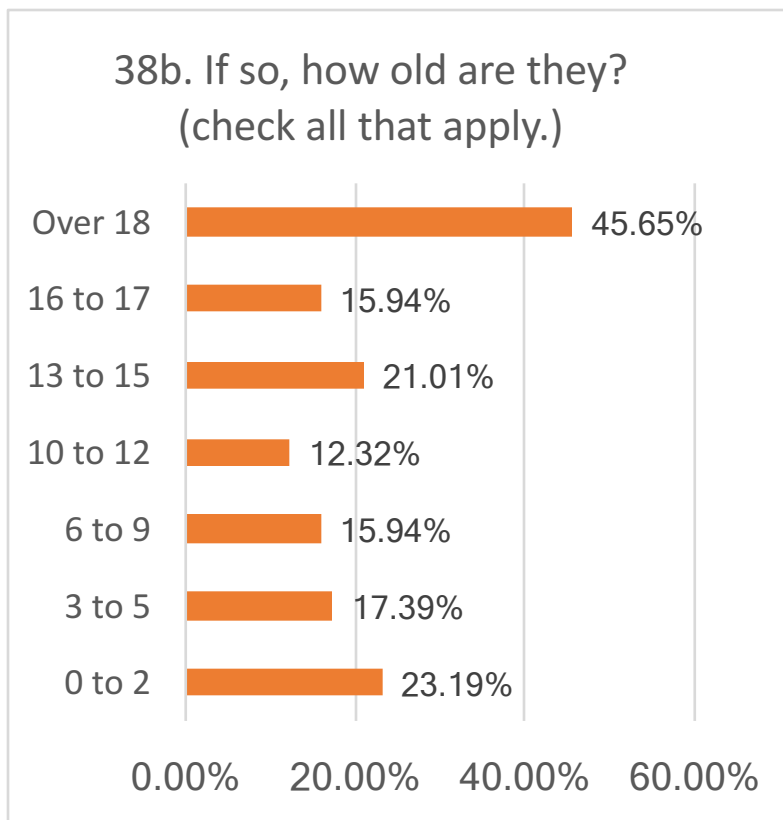


38. Did you bring your children to CONvergence? If so, how old are they?
(check all that apply.)

Answer	Responses	
	# of	% Of
Yes	138	61.06%
No	77	34.07%
Other:	11	4.87%
Total	226	100.00%

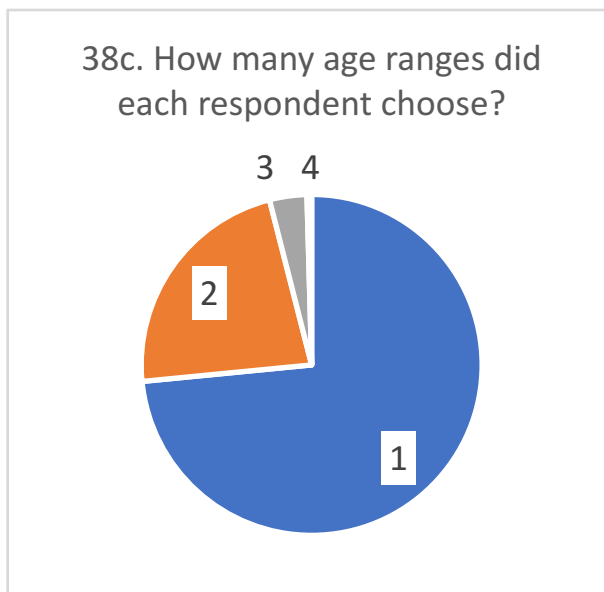


Age Range	#	% of Yes
0 to 2	32	23.19%
3 to 5	24	17.39%
6 to 9	22	15.94%
10 to 12	17	12.32%
13 to 15	29	21.01%
16 to 17	22	15.94%
Over 18	63	45.65%



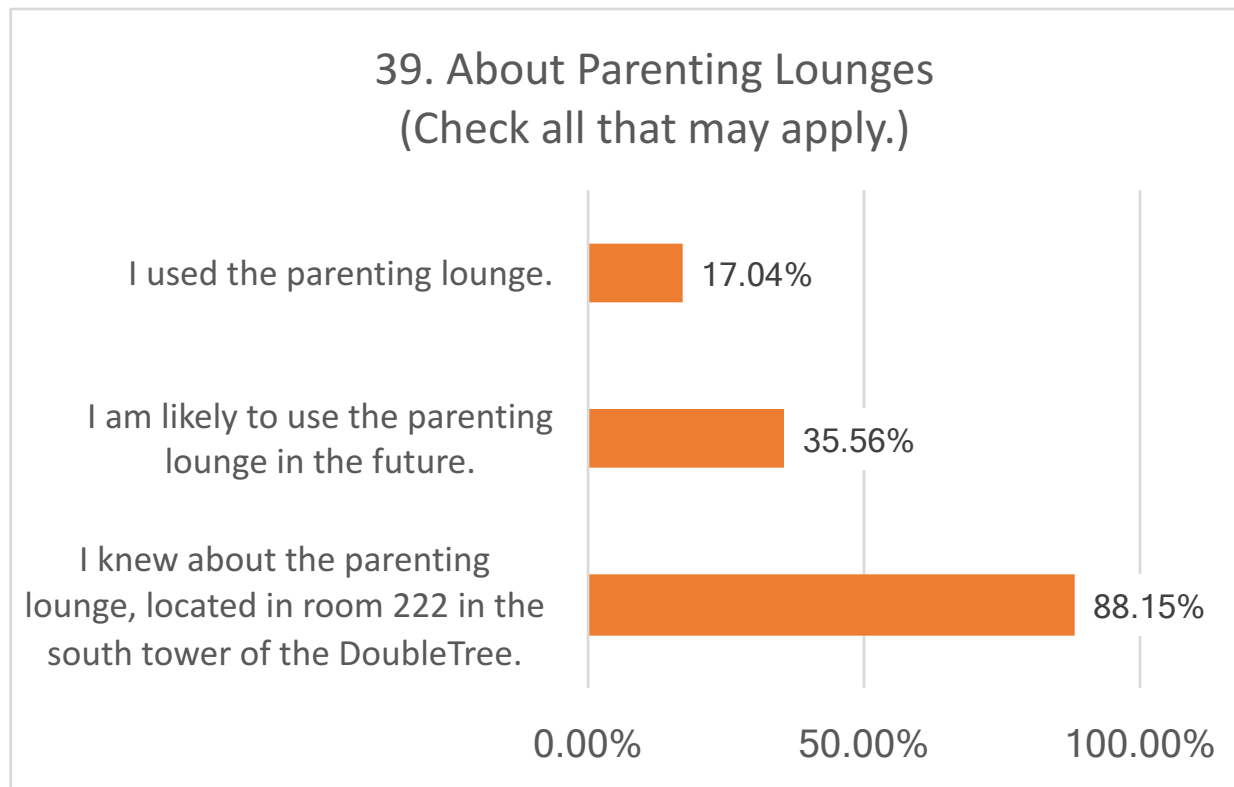
38. Did you bring your children to CONvergence? If so, how old are they? (check all that apply.)

Checked	Responses	%
1	166	73.45%
2	51	22.57%
3	8	3.54%
4	1	0.44%
Total	226	100.00%



Other:Write-in

- 2 children in the 3 to 5 range
- Although I did not bring my child, he was present, brought by my ex-wife, his primary caregiver. He's 13
- Child is under 2, maybe next year
- have brought my children to every CONvergence since they were babies (in the 19080's). they are now active at CONvergence, (in the Ochaya party room, and as a subhead).
- i didn't bring my own but brought younger sister
- I had hoped to bring my 12 year old grandson this year but he was not available.
- My 17 year old brought me!
- My child is 45 and has been involved with CON since MininCon. Actually, she brought ME!
- My child was there for one day.
- My Children grew up an CONvergence and come very year.
- They aren't mine, but I brought them with the permission of their

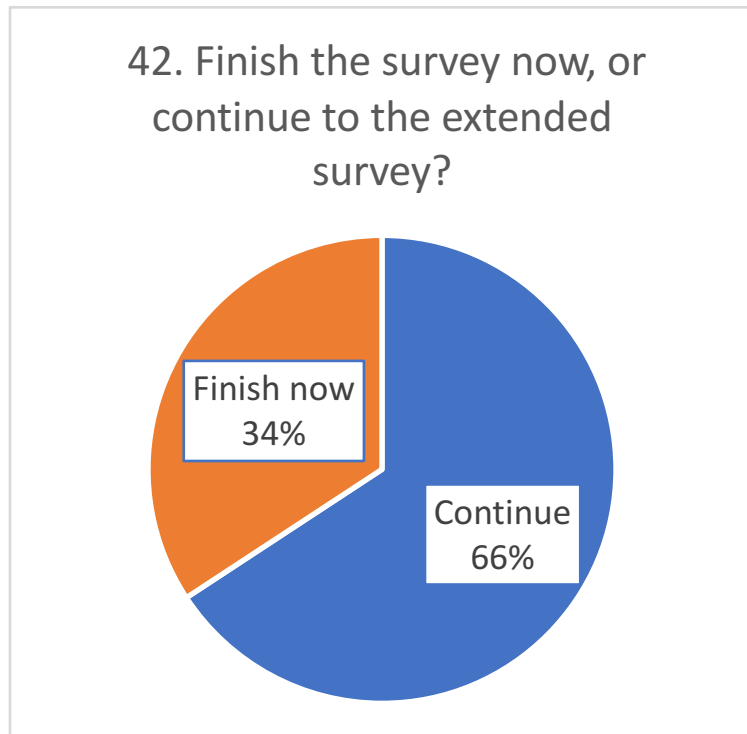


39. About Parenting Lounges (Check all that may apply.)	Count	%
I knew about the parenting lounge, located in room 222 in the south tower of the DoubleTree.	119	88.15%
I am likely to use the parenting lounge in the future.	48	35.56%
I used the parenting lounge.	23	17.04%

# of Statements Chosen	# of	%
1	102	75.56%
2	11	8.15%
3	22	16.30%
Total	135	100.00%

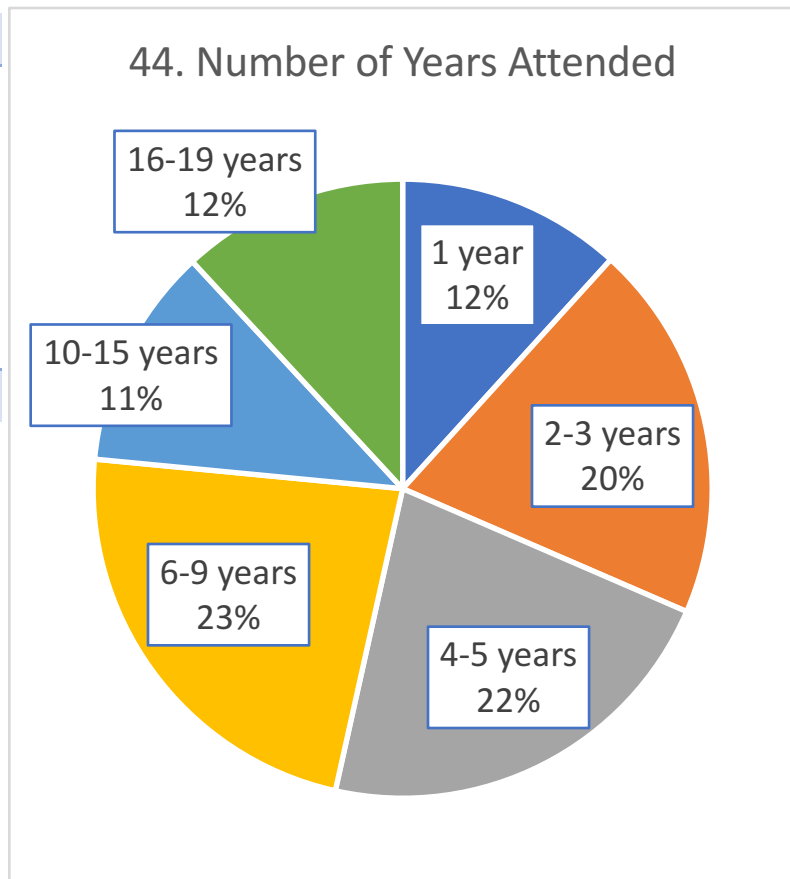
42. Would you like to submit the survey now, or continue to the extended survey?

Choice	Count	%
Continue	676	65.76%
Finish now	352	34.24%
Total	1028	100.00%



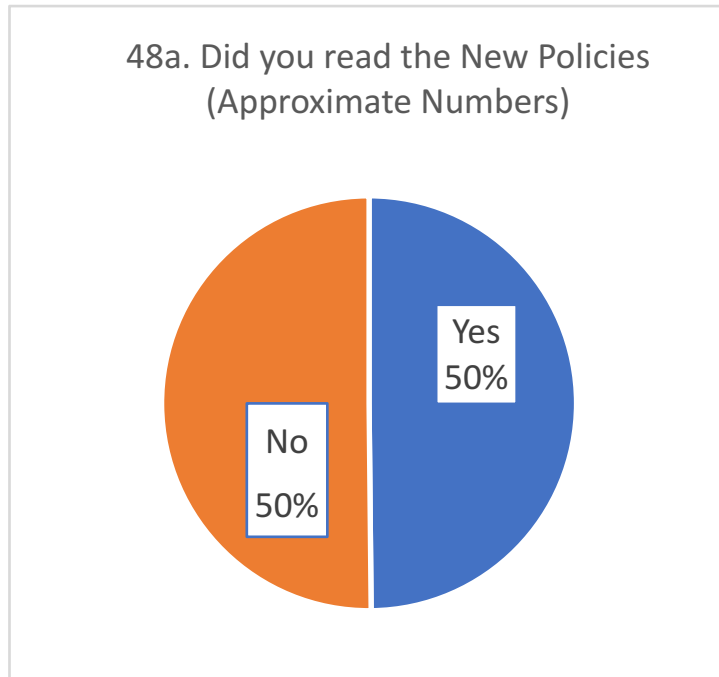
44. How many years have you attended CONvergence?

Years	Count	%
1 year	79	11.74%
2-3 years	133	19.76%
4-5 years	148	21.99%
6-9 years	155	23.03%
10-15 years	78	11.59%
16-19 years	80	11.89%
Total	673	100.00%



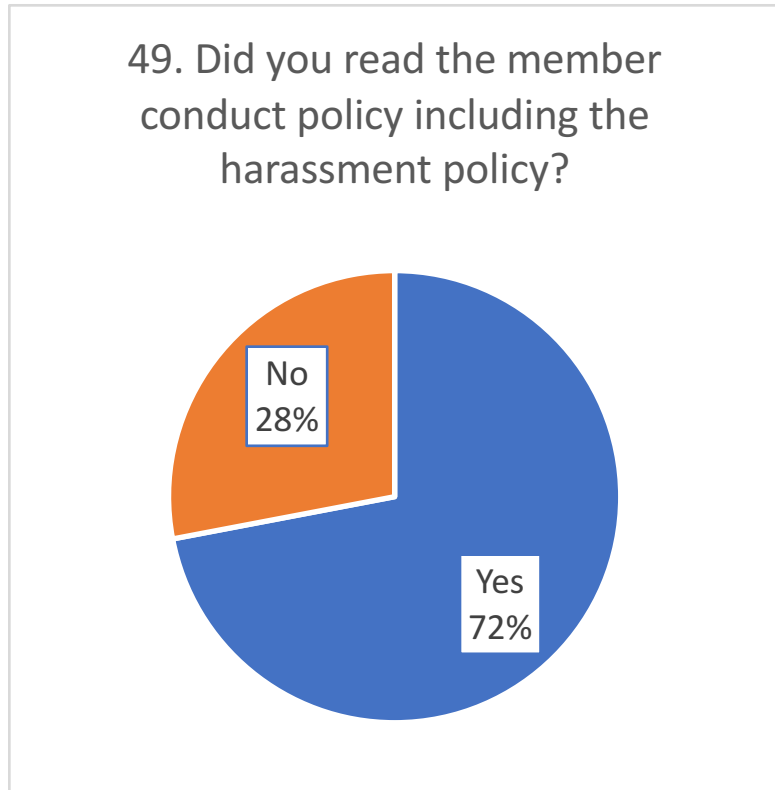
48a. Did you read our new policies section on the website or in the program guide?

Answer	Count	%
Yes	156	49.84%
No	157	50.16%
Total	313	100.00%



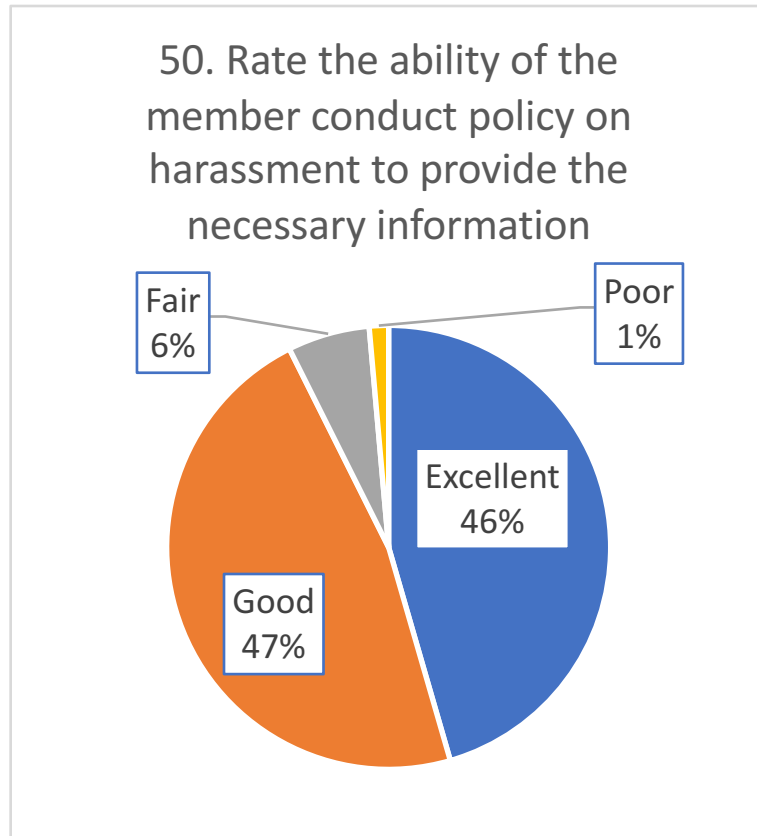
49. Did you read the member conduct policy including the harassment policy?

Response	Count	%
Yes	463	72.01%
No	180	27.99%
Total	643	100.00%



50. How would you rate the member conduct policy on harassment's ability to provide the necessary information?

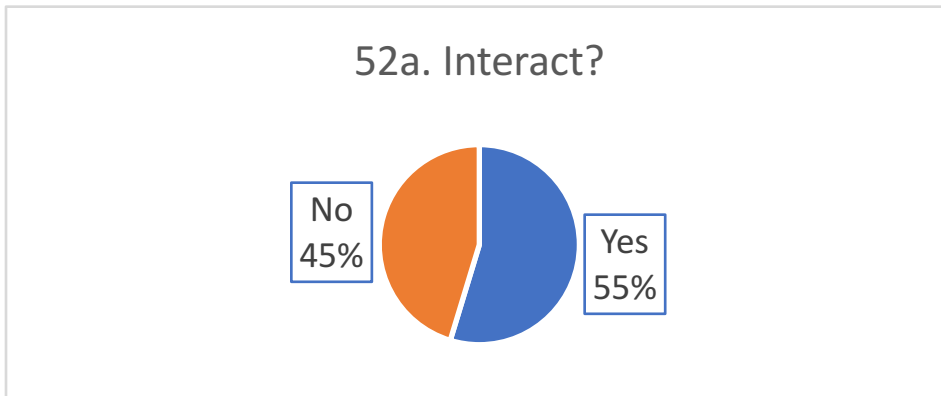
Rating	Count	%
Excellent	259	45.52%
Good	268	47.10%
Fair	34	5.98%
Poor	8	1.41%
Total	569	100.00%



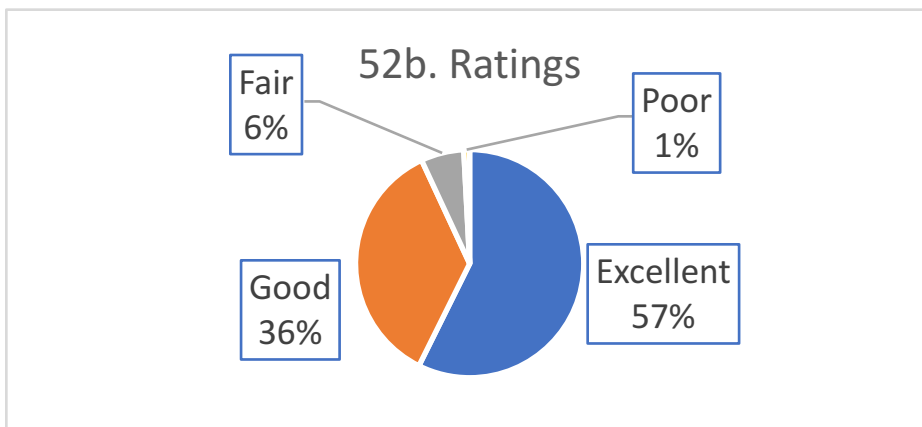
52. Overall, how would you rate your interactions with The Bridge this year?

52a. Did you interact with The Bridge this year?

52a Interact?	Count	%
Yes	361	54.70%
No	299	45.30%
Total	660	100.00%



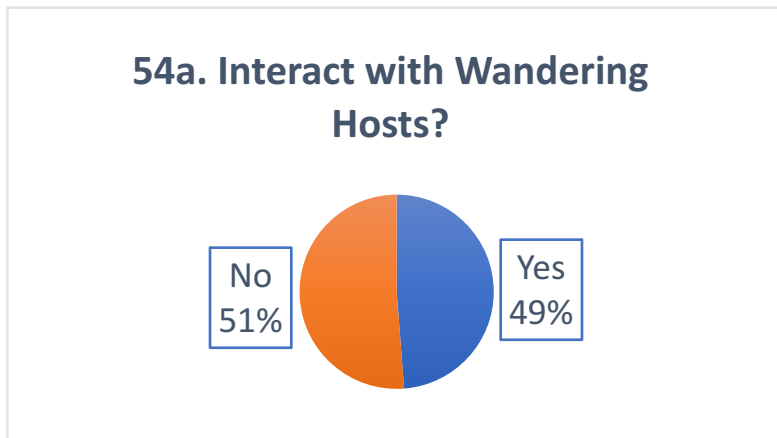
52b Rating	Count	%
Yes		
Excellent	207	57.34%
Good	129	35.73%
Fair	22	6.09%
Poor	3	0.83%
Total	361	100.00%



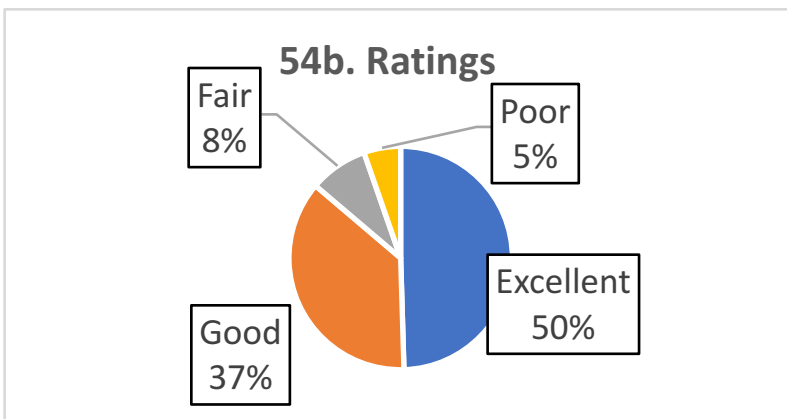
54. Overall, how would you rate your interactions with the Wandering Hosts staff this year?

54a. Did you interact with the Wandering Hosts staff this year?

54a. Interact?	Count	%
Yes	319	48.78%
No	335	51.22%
Total	654	100.00%

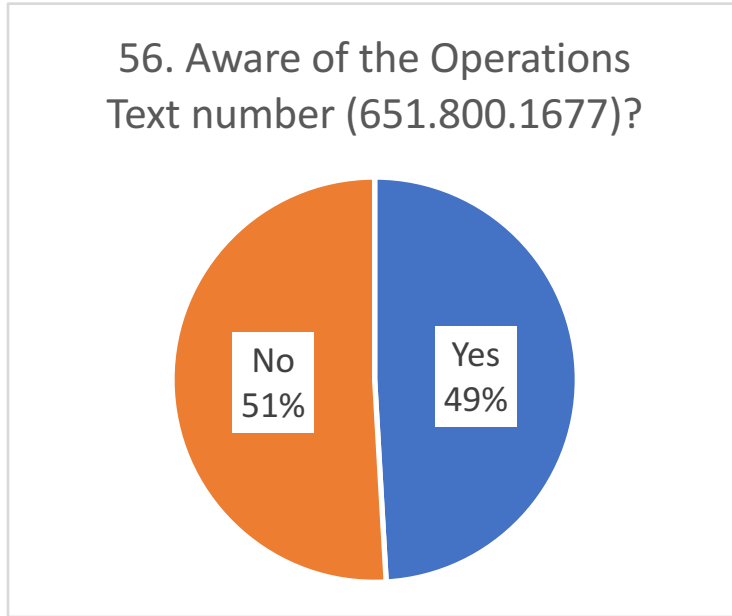


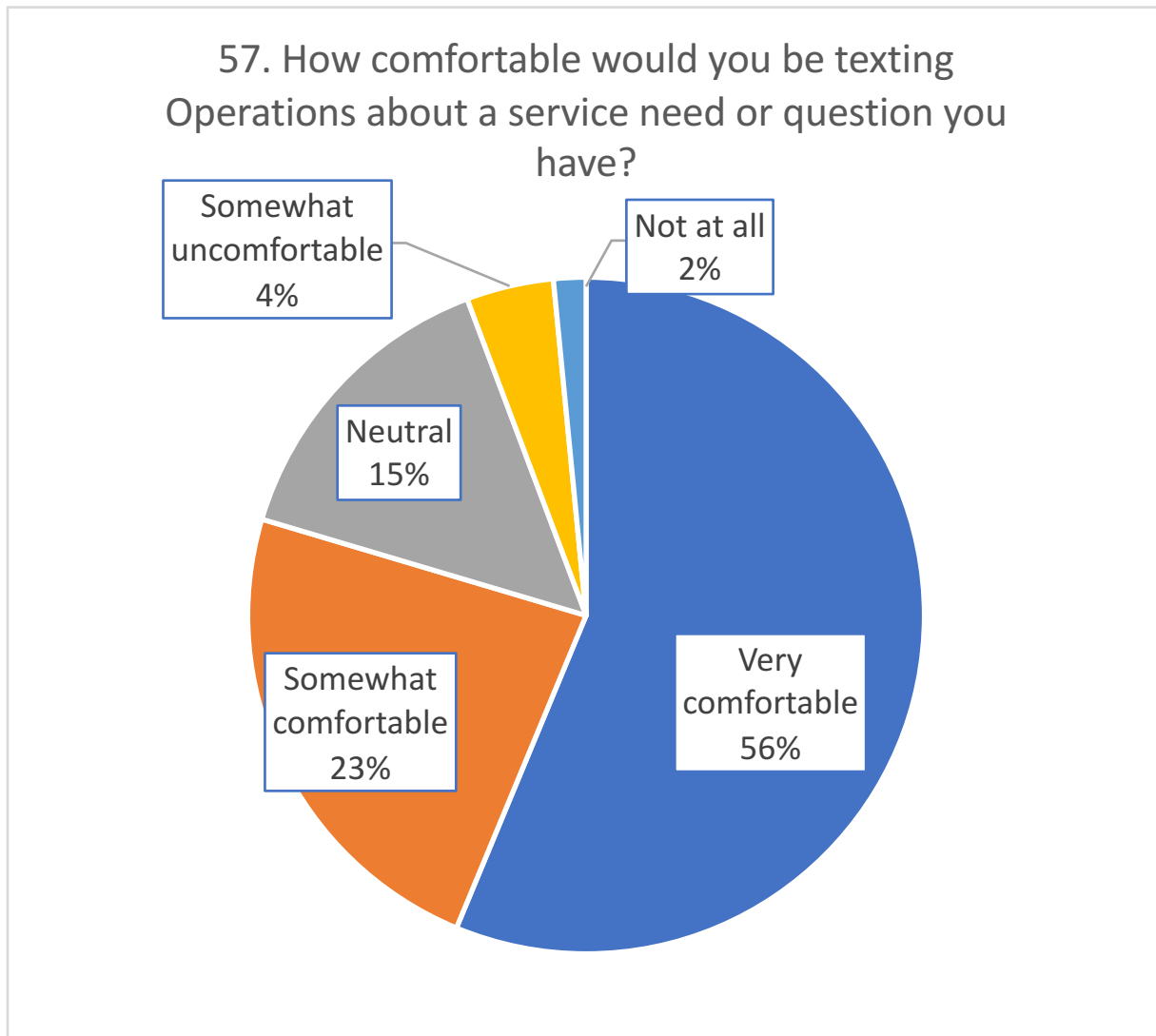
54b. Ratings, Interactions	Count	%
Yes		
Excellent	158	49.53%
Good	117	36.68%
Fair	27	8.46%
Poor	17	5.33%
Total	319	100.00%



56. Were you aware of the Operations Text number (651.800.1677) you can use during the convention to contact Operations about lost items, harassment,

Response	Count	%
Yes	325	49.09%
No	337	50.91%
Total	662	100.00%

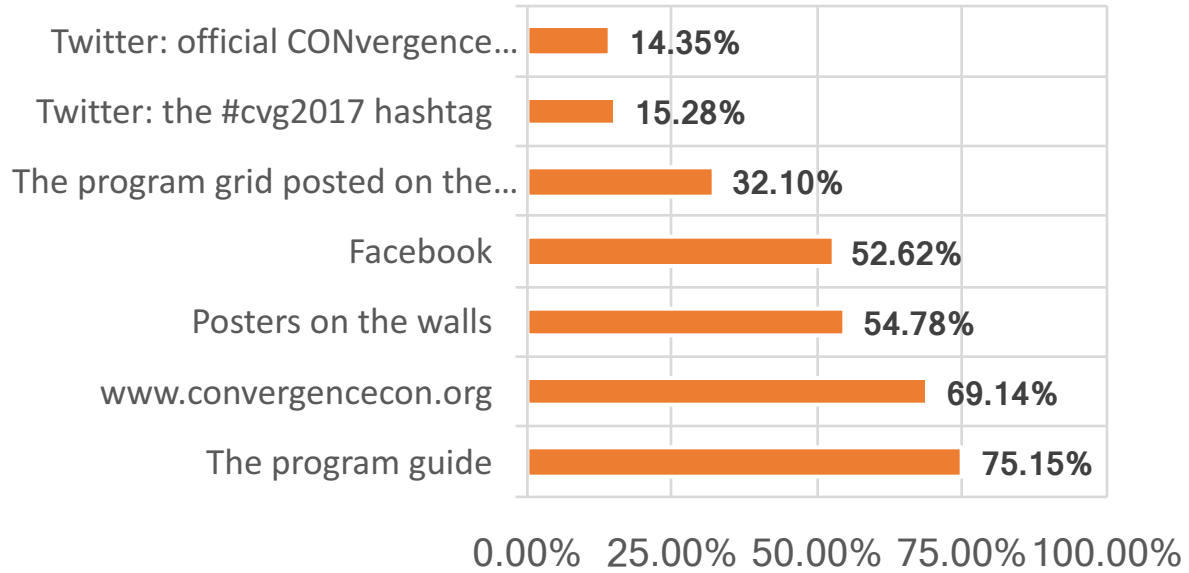




57. How comfortable would you be texting Operations about a service need or question you have?

Level	Count	%
Very comfortable	364	56.26%
Somewhat comfortable	151	23.34%
Neutral	95	14.68%
Somewhat uncomfortable	27	4.17%
Not at all comfortable	10	1.55%
Total	647	100.00%

59. Where did you get your information about CONvergence during the convention?
(Check All That Apply)



Information Source	#	%
The program guide	487	75.15%
www.convergence-con.org	448	69.14%
Posters on the walls	355	54.78%
Facebook	341	52.62%
The program grid posted on the walls	208	32.10%
Twitter: the #cvg2017 hashtag	99	15.28%
Twitter: official CONvergence Twitter	93	14.35%

# Sources	#	%
1	104	16.05%
2	124	19.14%
3	169	26.08%
4	137	21.14%
5	74	11.42%
6	26	4.01%
7	14	2.16%
Total	648	100.00%