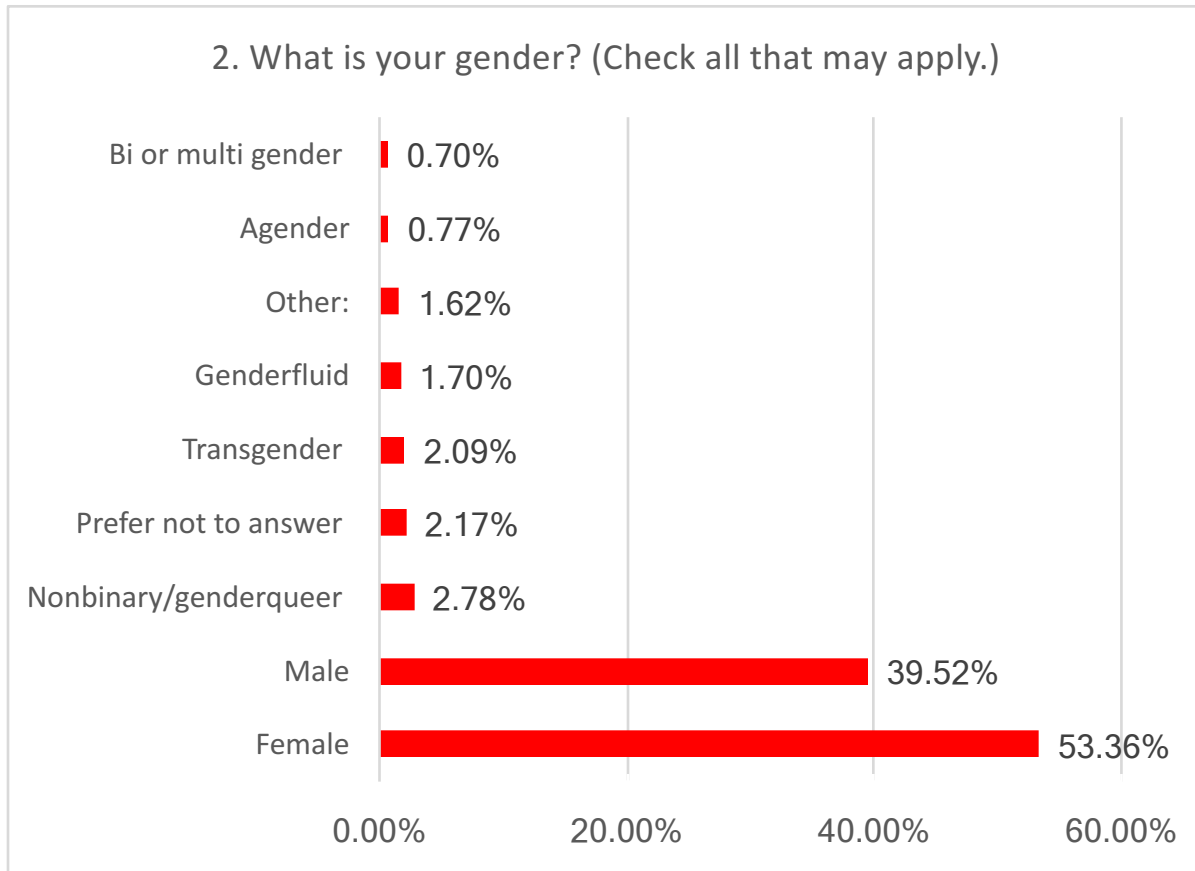


1. How Old Are You

Age Range	#	%
Under 12	1	0.08%
13-17	21	1.62%
18-24	121	9.36%
25-34	510	39.44%
35-44	334	25.83%
45-54	202	15.62%
55-64	71	5.49%
65-74	17	1.31%
Prefer not to answer	11	0.85%
(blank)	5	0.39%
Total	1293	100.00%



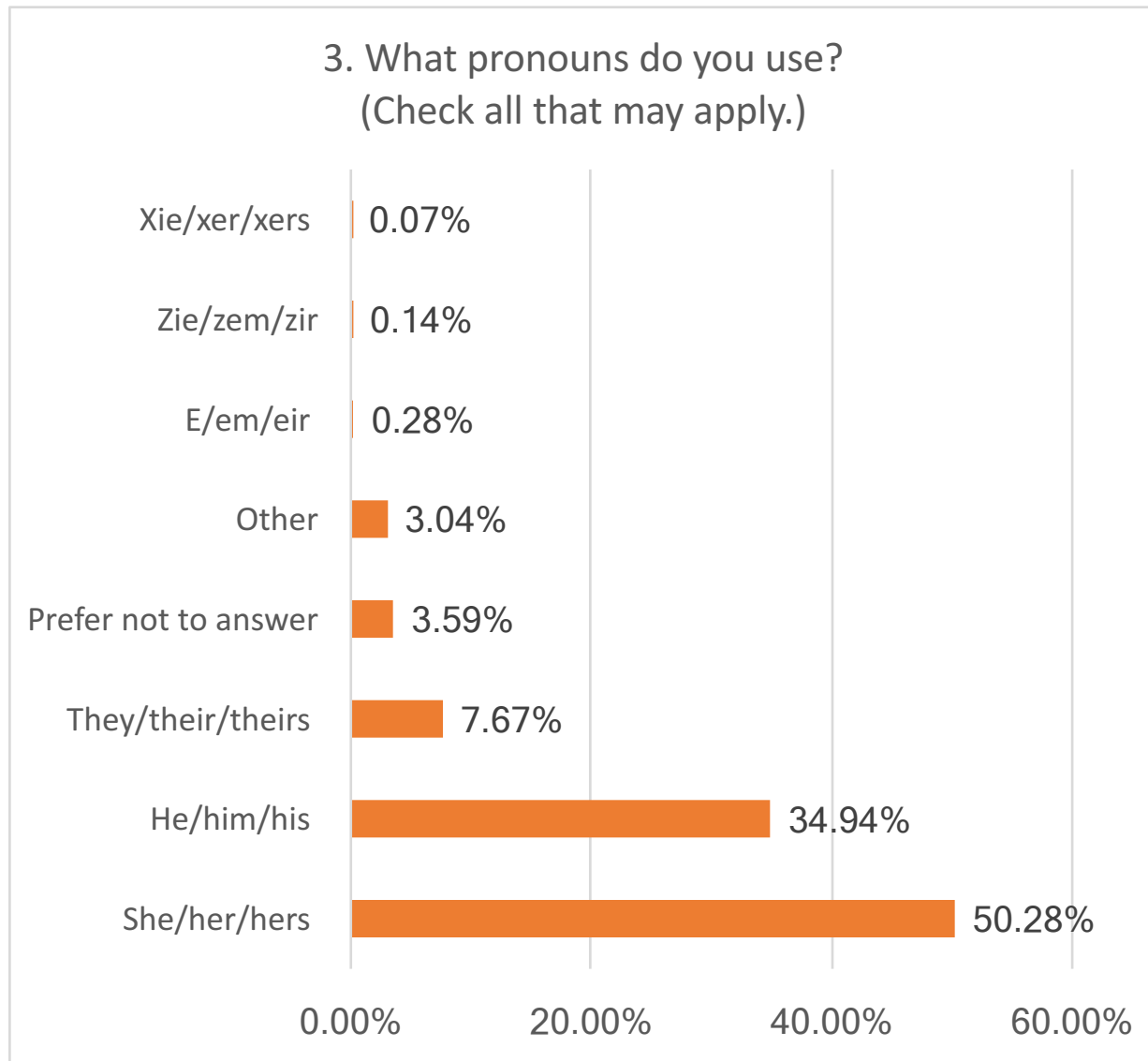
Gender	Count	%
Female	690	53.36%
Male	511	39.52%
Nonbinary/genderqueer	36	2.78%
Prefer not to answer	28	2.17%
Transgender	27	2.09%
Genderfluid	22	1.70%
Other:	21	1.62%
Agender	10	0.77%
Bi or multi gender	9	0.70%

# Gender Labels	Count	%
1	1238	95.75%
2	50	3.87%
3	4	0.31%
4	1	0.08%
Total	1293	100.00%

Other/Write-in
Attack chopper
Demi-God
Female and Male are categories of sex assigned at birth.
God
I hate you (standard answer)
Large Cockinator
Meat popsicle
meh
There are only 2 genders

"Why are Female and Male listed instead of/but not Woman and Man???"

I'm a person, a human being - please don't inflict your obsession with gender on me




Pronoun	Count	%
She/her/hers	728	50.28%
He/him/his	506	34.94%
They/their/theirs	111	7.67%
Prefer not to answer	52	3.59%
Other	44	3.04%
E/em/eir	4	0.28%
Zie/zem/zir	2	0.14%
Xie/xer/xers	1	0.07%
Total	1448	

# Checked	Count	%
1	1183	91.49%
2	69	5.34%
3	37	2.86%
4	4	0.31%
Total	1293	100.00%

3. What pronouns do you use? (Check all that may apply.)

Other/Write-in
(blank)
(see above)
Any. Pronouns are not important, focus on them is insulting.
For myself or others?
HRM
I don't care.
I'm agender I don't care
It. Or did you mean which pronouns I prefer to have myself Described by??
It/It's
It/That/Its
Lord
Master.
My name. It typically doesnt matter to me.
No Preference
no preference. it's all good.
Prefer not to answer
Schollar
she he or they
Sir
still deciding
The Lord/That Which Belongs to the Divine
This pronoun thing is crazy.
vamp
Ve/Ver/Vis/Verself
We
You don't need a sticker to figure it out.
Your Grace

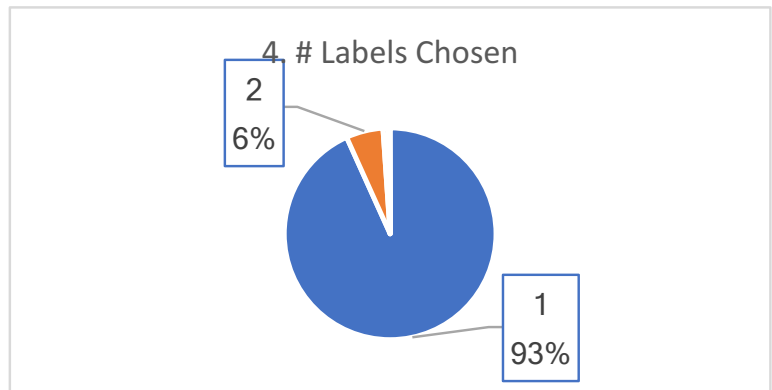
4. How would you describe your race/ethnicity/cultural identity? (check all that may apply.)



Labels	Count	%
White/Caucasian	1123	86.85%
Bi- or Multi-Racial	40	3.09%
Asian-American/Pacific Islander	32	2.47%
European-born	26	2.01%
Latino/Latina/Latinx/Chicano	24	1.86%
Native American/First Nations/Indigenous	21	1.62%
Black/African-American	16	1.24%
South American-born	12	0.93%
Southeast Asian/Indian-American	11	0.85%
Middle Eastern/Arab-American	7	0.54%
Asian-born	7	0.54%
Australian/New Zealand born	2	0.15%
African-born	0	0.00%
Other	34	2.63%
Prefer not to answer	54	4.18%

4. How would you describe your race/ethnicity/cultural identity? (check all that may apply.)

# Labels	#	%
0	2	0.15%
1	1204	93.12%
2	73	5.65%
3	10	0.77%
4	2	0.15%
10	1	0.08%
11	1	0.08%
Total	1293	100.00%



Other/Write-In

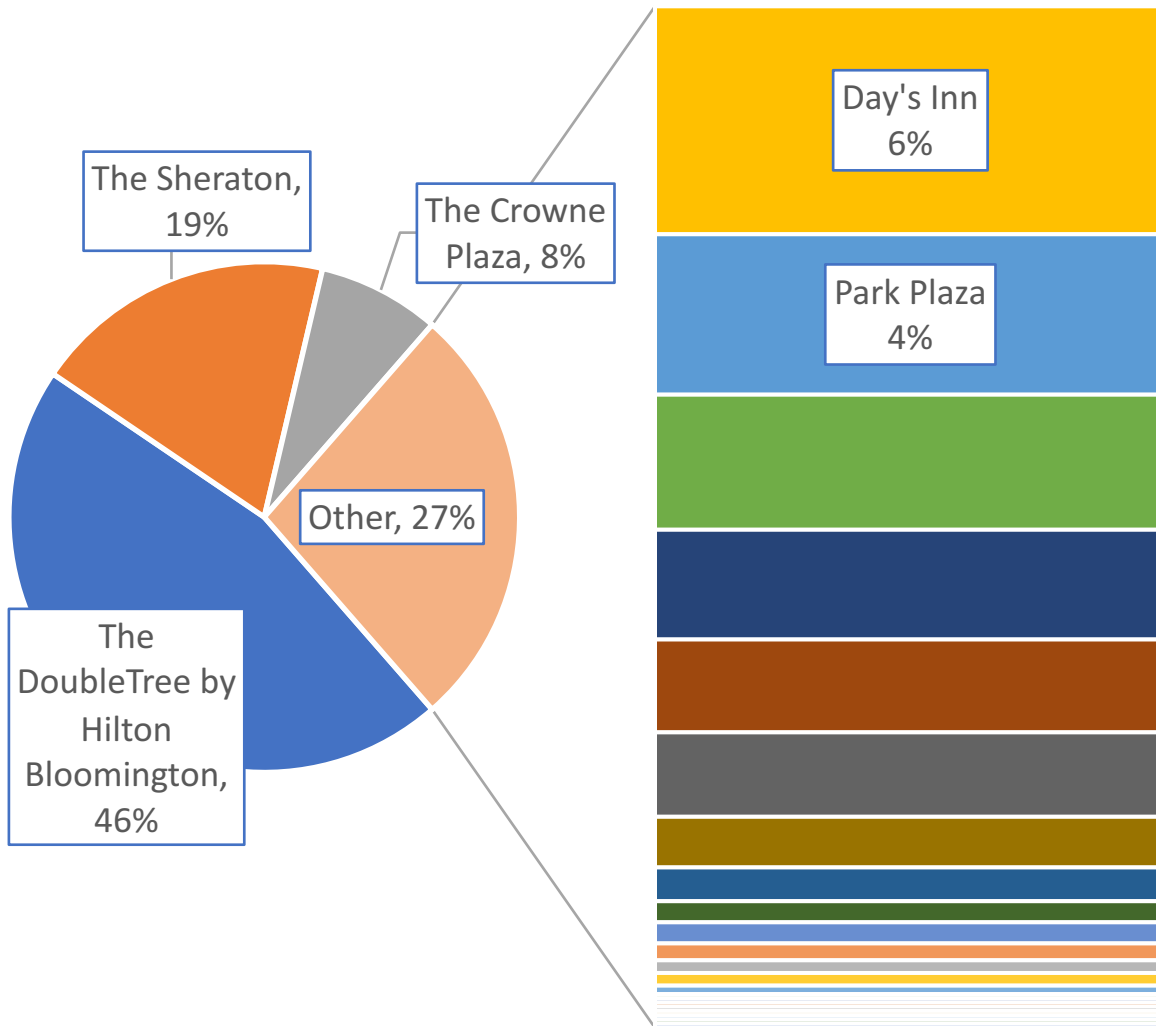
- Again, "human being"
- American of Filipino descent, FlipAm, Filipina
- Ashkenazi
- Ashkenazi
- Euro-American Mutt
- European-American
- Human
- Human
- humen !!! why would you ask ???
- jewish
- Kludge
- Metis
- Multi-cultural
- Norse
- of Irish descent
- Puerto Rican
- Rom
- Scandinavian Irish
- Squirrely
- White/European-American

7. Did you stay in a hotel?

Answers	Count	%
Yes	898	69.45%
No	395	30.55%
Total	1293	100.00%



8. Which hotel did you stay in?

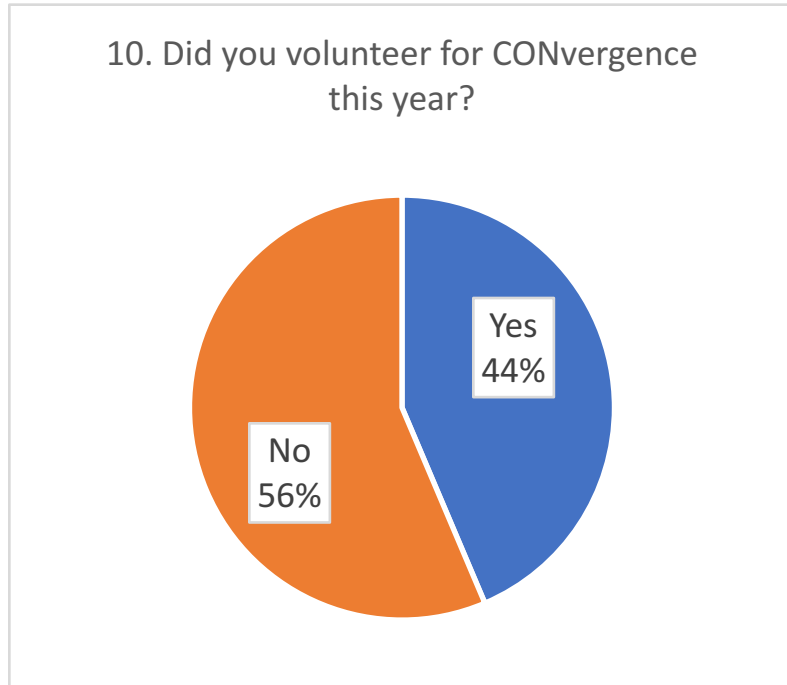


8. Which hotel did you stay in?

Row Labels	Count
The DoubleTree by Hilton Bloomington	409
The Sheraton	171
The Crowne Plaza	69
Day's Inn	54
Park Plaza	38
Hilton Garden Inn	32
Country Inn & Suites	26
La Quinta	22
Holiday Inn Express	20
Hilton Minneapolis/Bloomington	12
The Hampton Inn	8
Marriott Residence Inn	5
Staybridge Suites	5
AmericInn	4
super 8	3
Microtel	3
Hyatt Regency in Bloomington	2
one that was 5 miles out (can't remember)	1
Embassy Suites	1
booked our own	1
Courtyard in Eden Prairie	1
Extended Stay America	1
The Sleep Inn in Savage	1
Found on my own	1
Best western	1
Total	891

10. Did you volunteer for CONvergence this year?

Answers	Count	%
Yes	564	43.62%
No	729	56.38%
Total	1293	100.00%



11. Which departments did you volunteer with? (Check all that apply.)

Department	Count	Department	Count
Accessibility & Inclusion	23	IT	3
Art Show	32	Logistics	39
Artists Alley	2	MainStage	33
Ceremonies	11	Masquerade	19
Cinema Rex	18	Merchandise	8
COF2E2	29	Nerf Herders	97
Connie's Quantum Sandbo	35	Operations	54
Connie's Space Lounge	39	Parties	106
ConSuite	45	Photography	5
Creative Services	7	Programming	95
CVG-TV/Video	11	Registration	46
Dealer's Room	5	Smokers' Paradise	4
Decor	22	Social Media	9
Dock	14	Teen Room	4
First Advisors	5	Theatre Nippon	2
Gaming	52	Volunteers	30
Harmonic CONvergence	16	Volunteer Den	30
Hotel	11	Other:	23
Invited Participants	12	SubTotal	607
SubTotal	389		
Total	996		

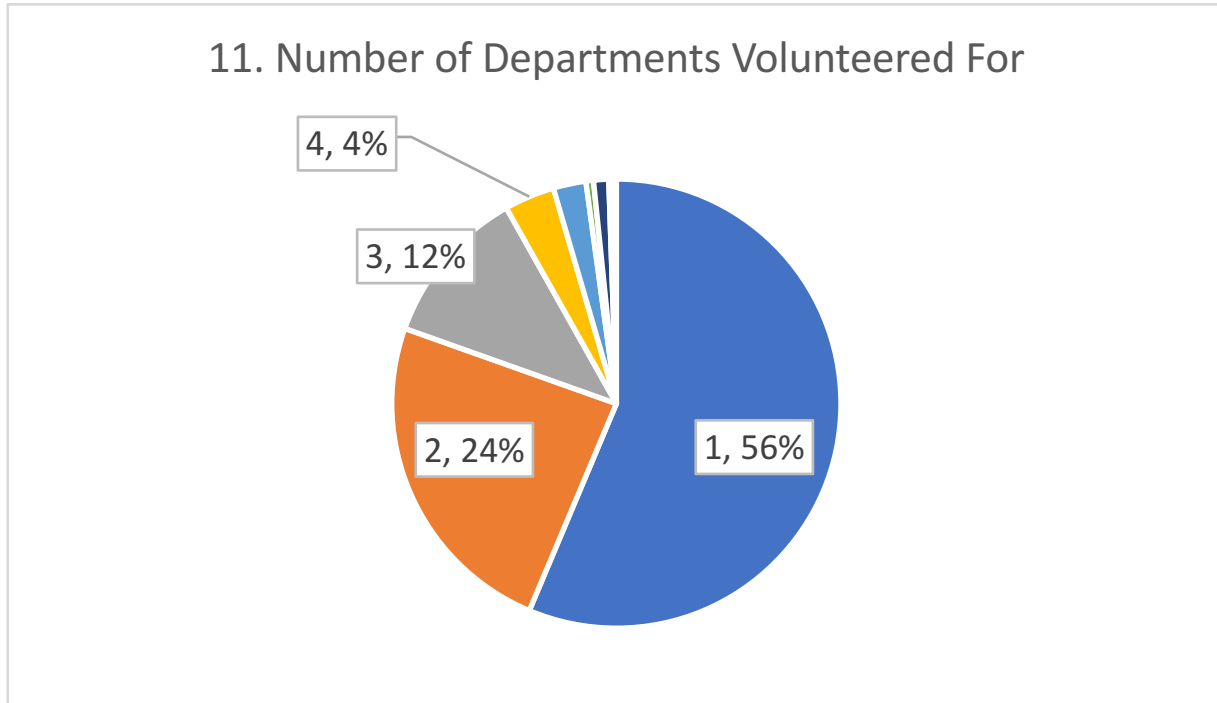
11. Which departments did you volunteer with? (Check all that apply.)

Other/Write-In	Other/Write-In
American Red Cross Blood Drive	Main Stage tear-down after Con
Art Show Coat Check	Massage in Volunteer Den
Artemis room	Meeting Childcare
Badge checker	Panelist on 5 panels
badge checking	party room
Badging	Party room: Ochaya
Badging station	Publications (proofreading)
Blood drive, hospitality room	Resume
ConCom	Room Party Setup
Costume Emergency First Aid Station	Sandbox
Fan Tables	Space Lounge
GLITCH	Spacelounge
GoH	Tea Time in the TARDIS
Guest of Honor Department	teardown, wherever that is?
Guests of Honor	TRMN
hall badging thru TRMN's party room contract	Various Monday Move out
Handing out twin city geek badges	VolDen Massage
I help out with child care during meetings	Webteam
I was on a couple panels	(blank)
(blank)	

i do but i don't i have done the show for so long that i just keep a eye out and give a hand if it's needed

Con Com - HOME, and hanging posters for a room party (which I could have asked for hours for, but didn't), random running of errands and small tasks for random departments.

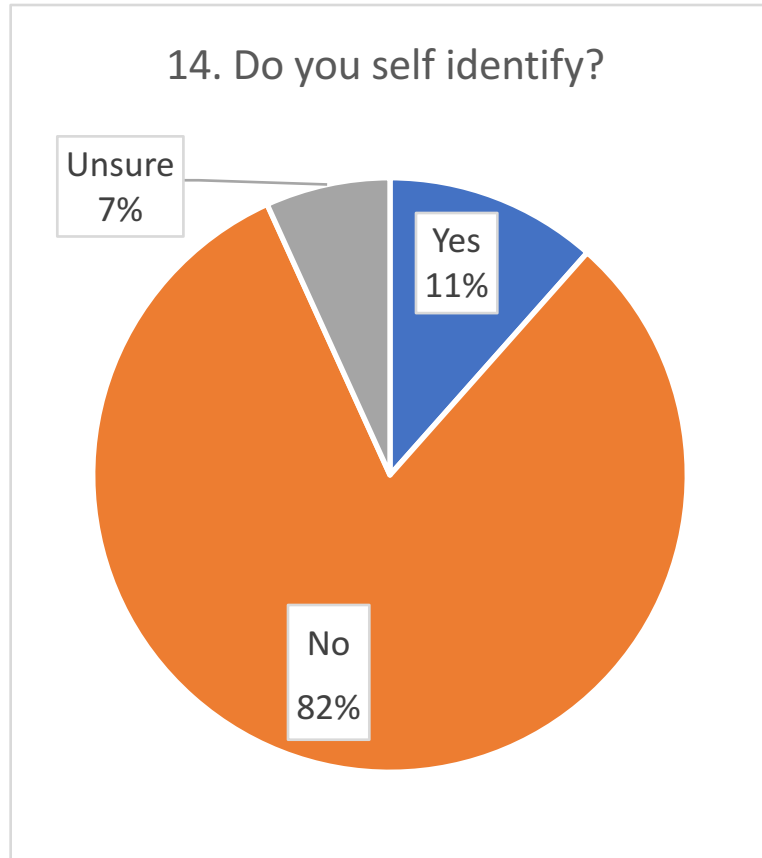
11. Which departments did you volunteer with? (Check all that apply.)



# of Depts	Count	%
0	5	0.90%
1	311	55.83%
2	133	23.88%
3	63	11.31%
4	20	3.59%
5	13	2.33%
6	3	0.54%
7	6	1.08%
8	2	0.36%
9	1	0.18%

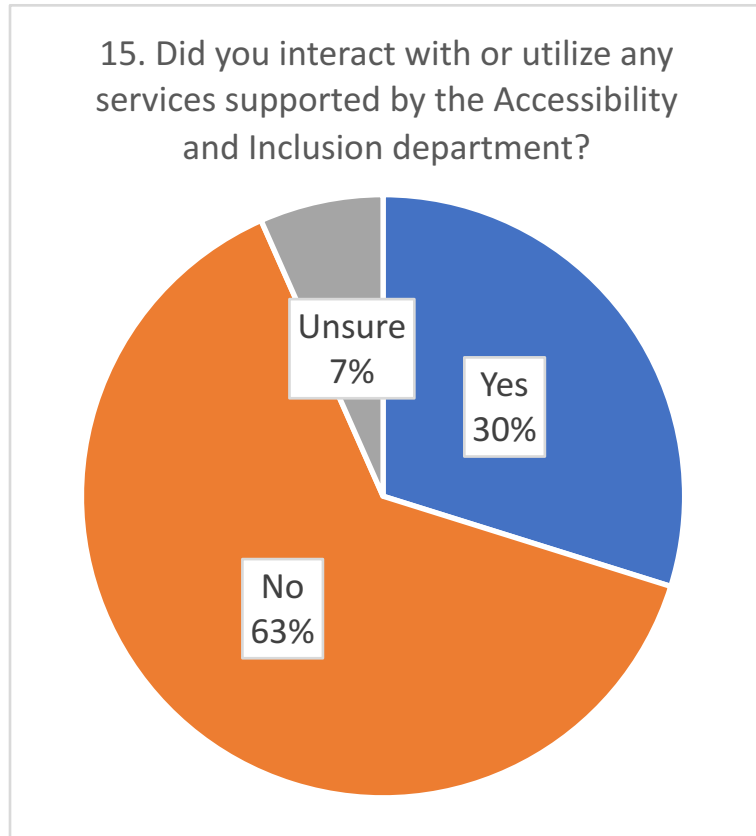
14. Do you self identify as a person with a disability/disabled person, OR as someone who would benefit from accessible design/services?

Answer	Count	%
Yes	126	11.55%
No	891	81.67%
Unsure	74	6.78%
Total	1091	100.00%



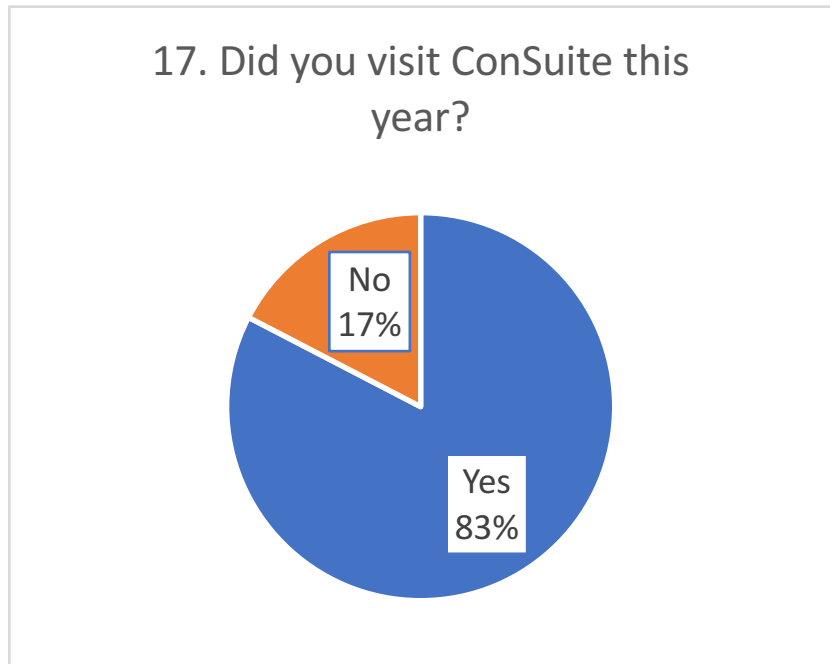
15. Did you interact with or utilize any services supported by the Accessibility and Inclusion department?

Answer	Count	%
Yes	324	29.83%
No	690	63.54%
Unsure	72	6.63%
Total	1086	100.00%



17. Did you visit ConSuite this year?

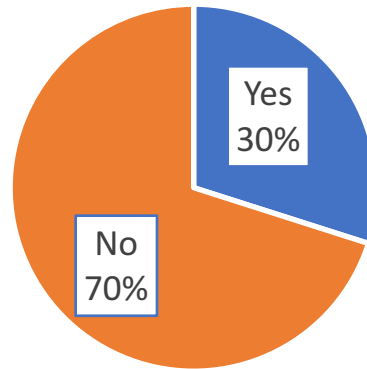
Answer	Count	%
Yes	903	82.62%
No	190	17.38%
Total	1093	100.00%

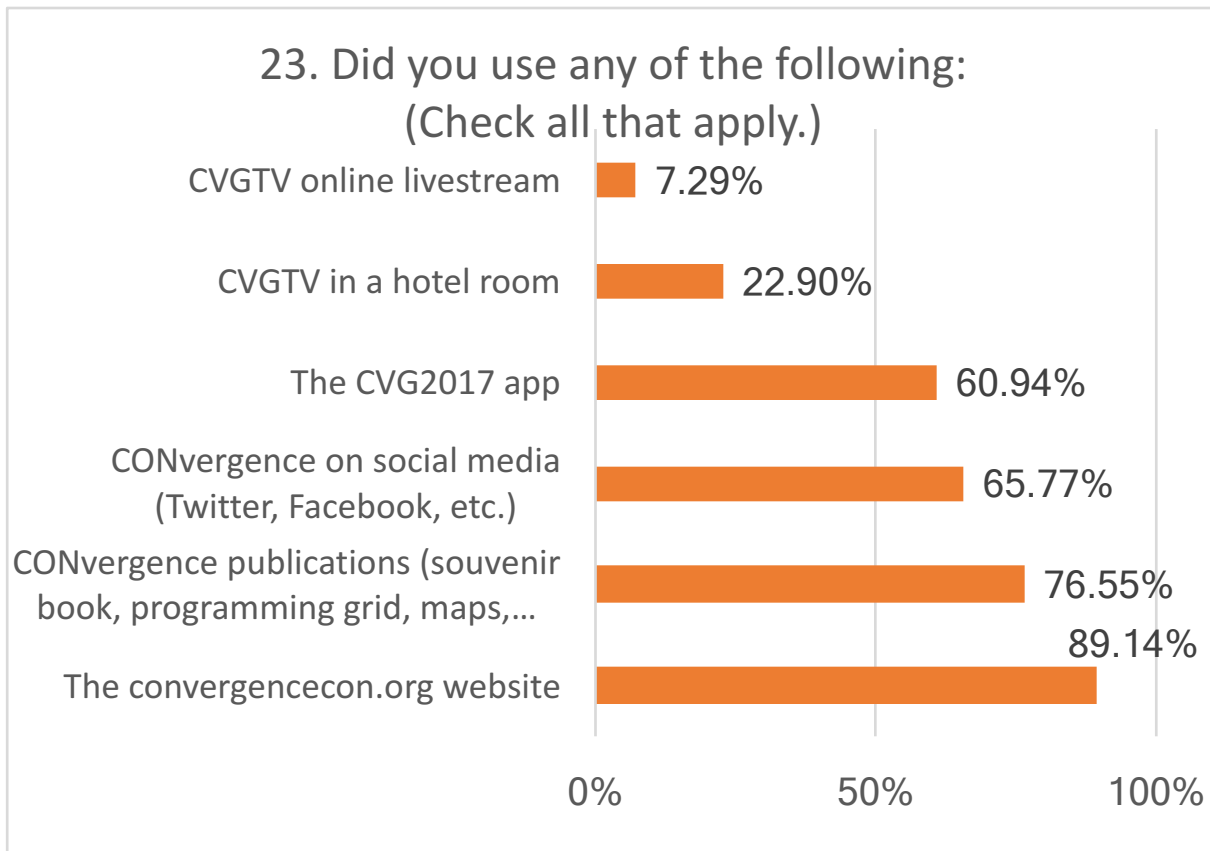


20. Did you use the shuttles this year to get to any other hotel?

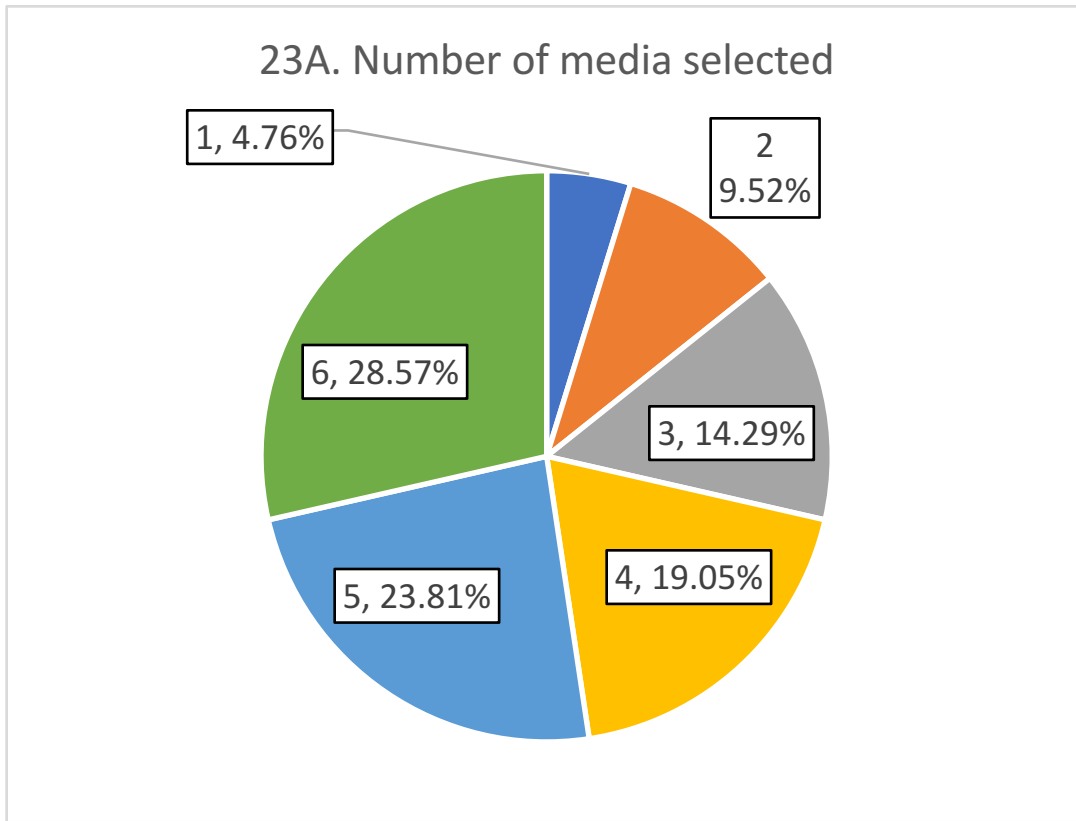
Answer	Count	%
Yes	327	29.92%
No	766	70.08%
Total	1093	100.00%

20. Did you use the shuttles this year to get to any other hotel?





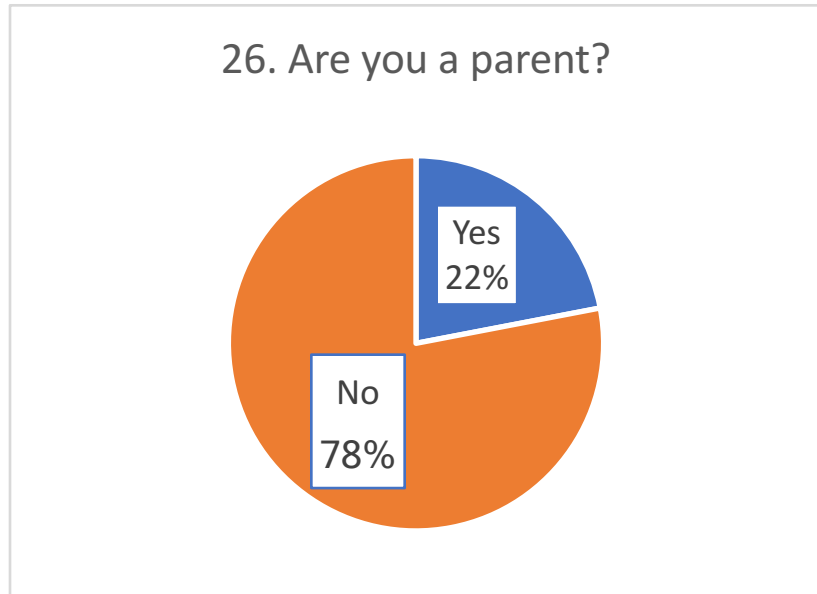
Information Source	#	%
The convergence-con.org website	1125	89.14%
CONvergence publications (souvenir book, programming grid, maps, posters)	966	76.55%
CONvergence on social media (Twitter, Facebook, etc.)	830	65.77%
The CVG2017 app	769	60.94%
CVG-TV in a hotel room	289	22.90%
CVG-TV online livestream	92	7.29%



# Selected	Count	%
1	96	7.61%
2	243	19.26%
3	394	31.22%
4	364	28.84%
5	139	11.01%
6	26	2.06%
Total	1262	100.00%

26. Are you a parent?

Answer	Count	%
Yes	284	21.98%
No	1008	78.02%
Total	1292	100.00%



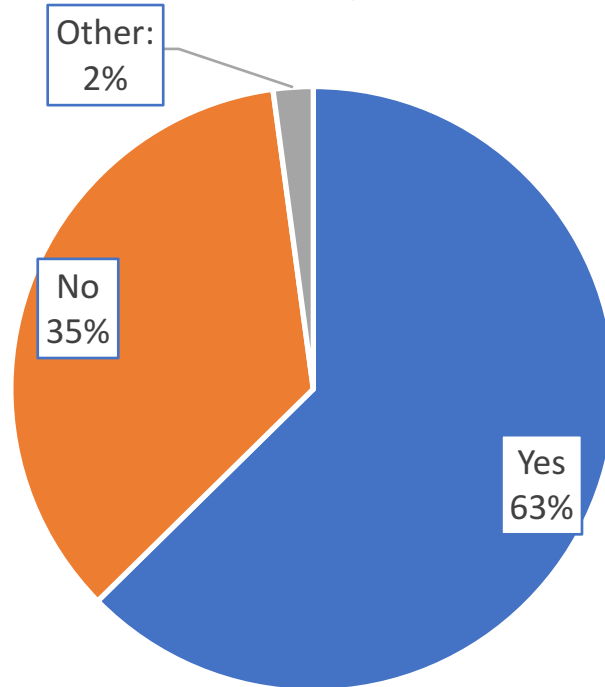
27a. Did you bring your children to CONvergence?

27a.	#	% Response
Yes	176	62.63%
No	99	35.23%
Other:	6	2.14%
Total	281	100.00%

Other/Write-in

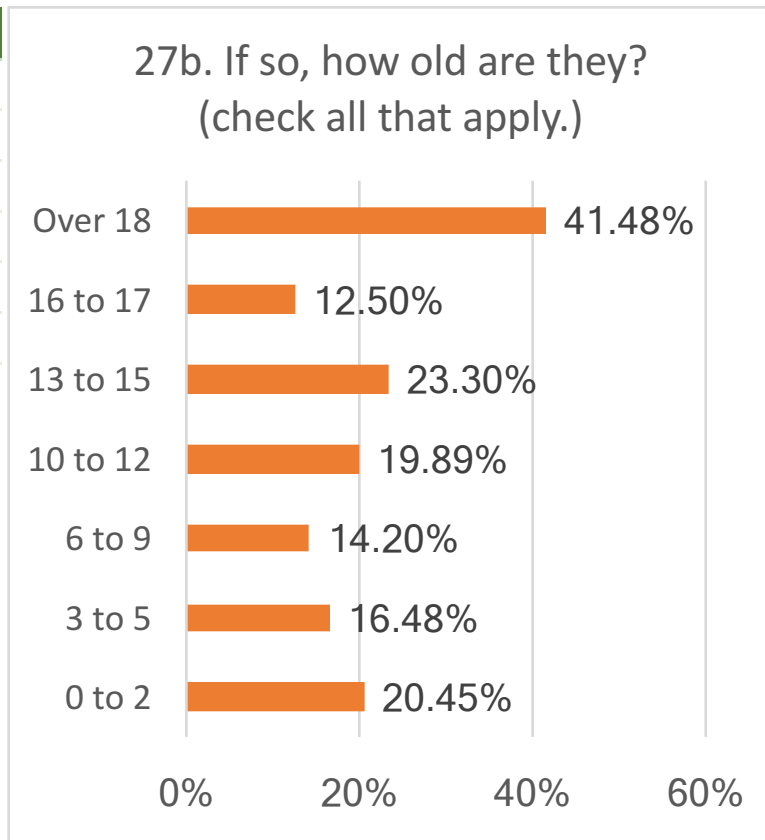
- 28 yr old comes w/ me, 25 yr old came on his own
- Grandchildren Age 7 to 23
- Had Grand-daughter for a few hours
- my children brought themselves (and their children), and one ran a party room.
- My sons also love cvg
- Partner has 14 and 18 year old who were there

27. Did you bring your children to CONvergence?



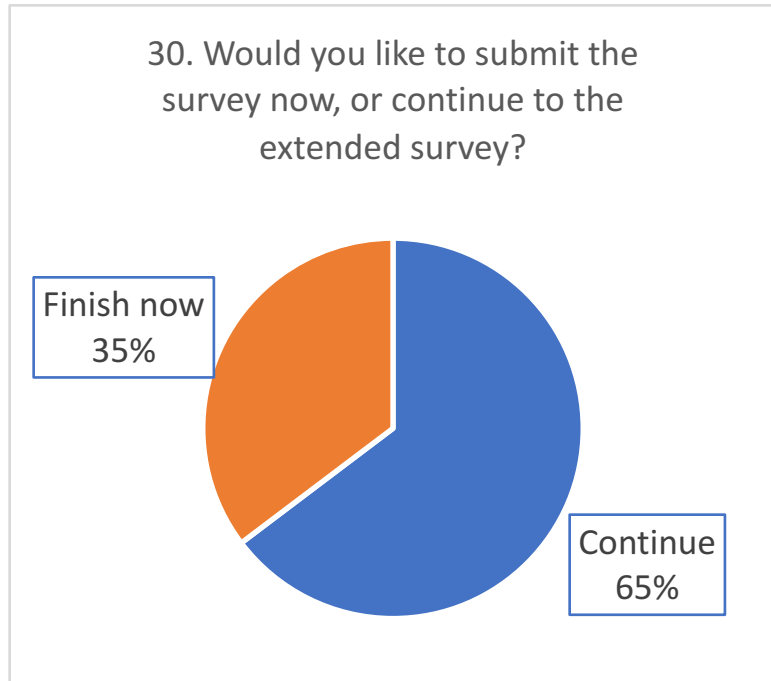
27b. If so, how old are they? (check all that apply.)

27b. Age	#	% Yes
0 to 2	36	20.45%
3 to 5	29	16.48%
6 to 9	25	14.20%
10 to 12	35	19.89%
13 to 15	41	23.30%
16 to 17	22	12.50%
Over 18	73	41.48%

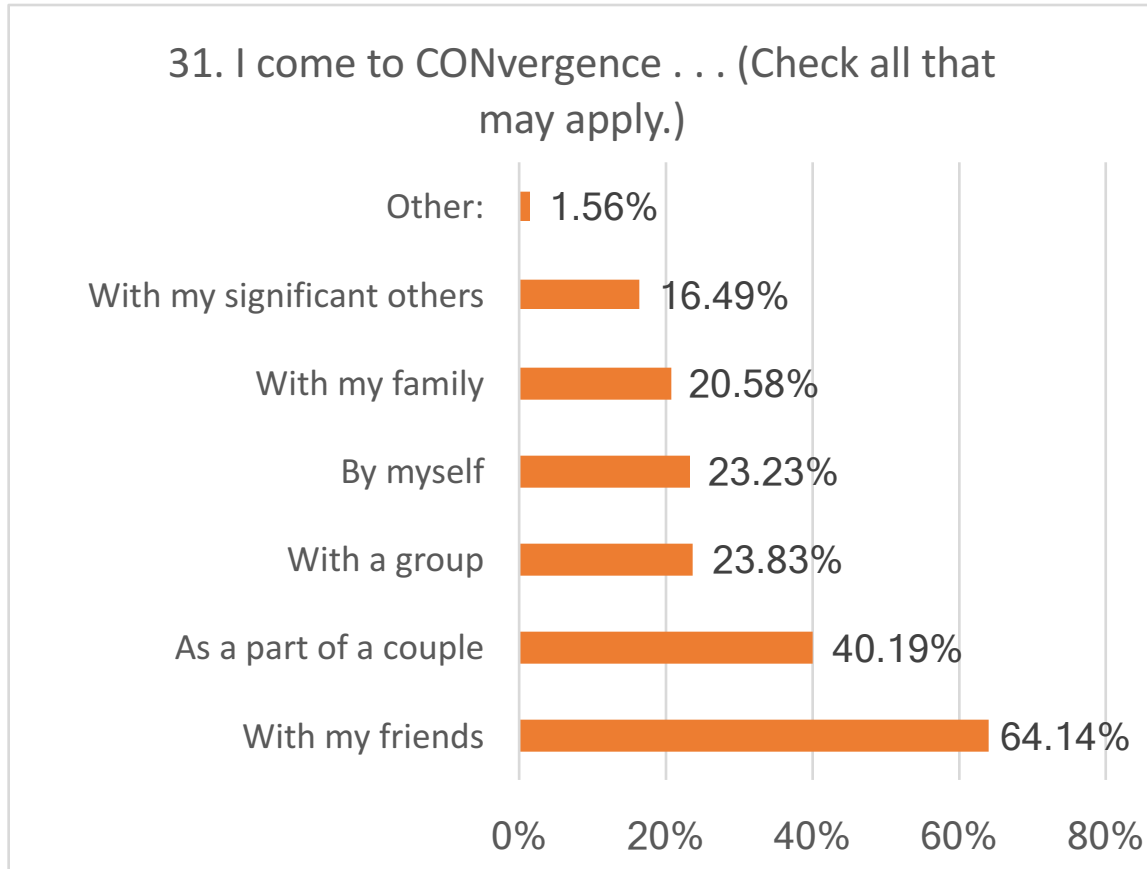


30. Would you like to submit the survey now, or continue to the extended survey?

Answer	Count	%
Continue	836	64.71%
Finish now	456	35.29%
Total	1292	100.00%



31. I come to CONvergence . . . (Check all that may apply.)



Labels	Count	%
With my friends	533	64.14%
As a part of a couple	334	40.19%
With a group	198	23.83%
By myself	193	23.23%
With my family	171	20.58%
With my significant others	137	16.49%
Other:	13	1.56%

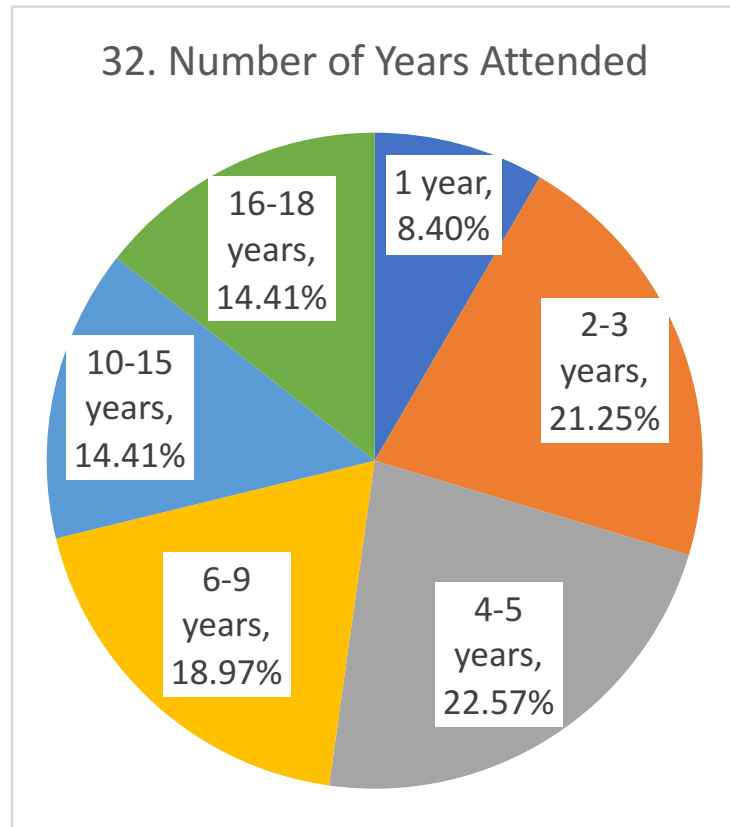
# Selected	Count	%
1	375	45.13%
2	250	30.08%
3	139	16.73%
4	50	6.02%
5	15	1.81%
6	2	0.24%
Total	831	100.00%

Other/Write-in

- As a vendor
- By myself through work, but meet up with a ton of friends I know will be there
- Dad, brother, dads girlfriend.
- For my game company, with my sons
- Friends/family/acquaintances
- I come to spend time with friends, old and new - so technically "with friends"
- 331
- My girlfriend's family.
- My sister
- My son came one day this year
- We share the room with a friend.
- With my boyfriend as well
- with my child
- with my son (he was 5 this year - we will have to pay for him next year, darn)
- with one family member

32. How many years have you attended CONvergence?

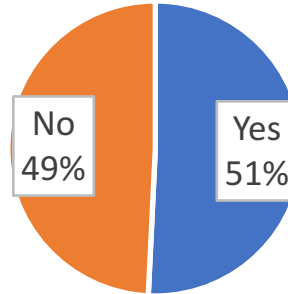
Row Labels	Count	%
1 year	70	8.40%
2-3 years	177	21.25%
4-5 years	188	22.57%
6-9 years	158	18.97%
10-15 years	120	14.41%
16-18 years	120	14.41%
Total	833	100.00%



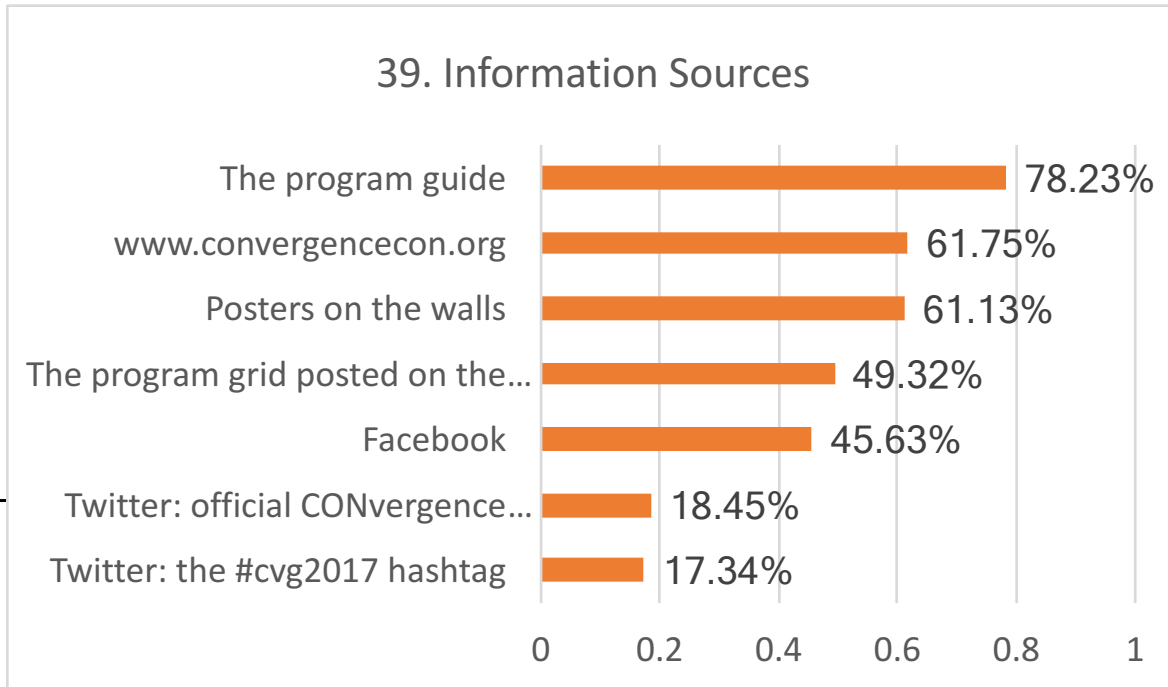
36. Did you read our new policies section on the website or in the program guide? If so, what worked and didn't work about them for you?

Approximate Answer	Count
Yes	266
No	258
Total	524

36. Did you read our new policies section on the website or in the program guide?
(Approximate Numbers)



39. Where did you get your information about CONvergence during the convention? (Check all that may apply.)



Information Source	Count	%
Twitter: the #cvg2017 hashtag	141	17.34%
Twitter: official CONvergence Twitter accounts	150	18.45%
Facebook	371	45.63%
The program grid posted on the walls	401	49.32%
Posters on the walls	497	61.13%
www.convergence-con.org	502	61.75%
The program guide	636	78.23%

# Selected	Count	%
1	117	14.39%
2	133	16.36%
3	223	27.43%
4	166	20.42%
5	103	12.67%
6	30	3.69%
7	41	5.04%
Total	813	1