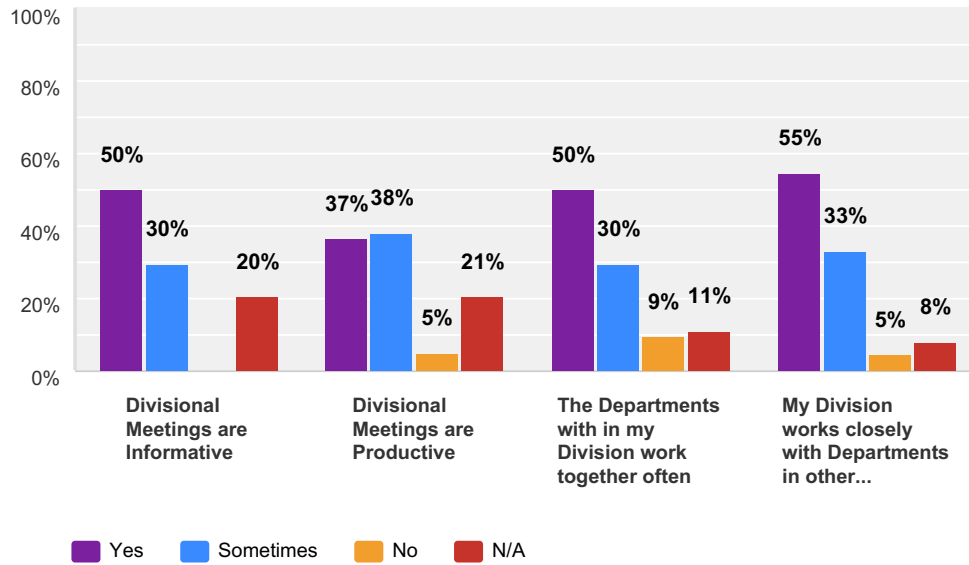


2015 Convention Committee Survey

Q1 Division

Answered: 64 Skipped: 0

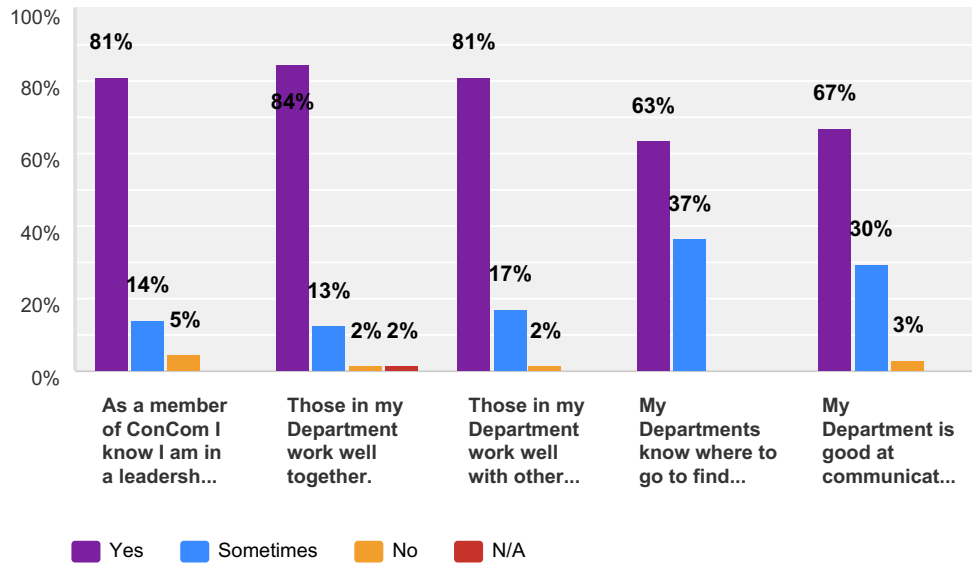


	Yes	Sometimes	No	N/A	Total	Weighted Average
Divisional Meetings are Informative	50% 32	30% 19	0% 0	20% 13	64	1.91
Divisional Meetings are Productive	37% 23	38% 24	5% 3	21% 13	63	2.10
The Departments with in my Division work together often	50% 32	30% 19	9% 6	11% 7	64	1.81
My Division works closely with Departments in other divisions	55% 35	33% 21	5% 3	8% 5	64	1.66

2015 Convention Committee Survey

Q2 Department

Answered: 64 Skipped: 0

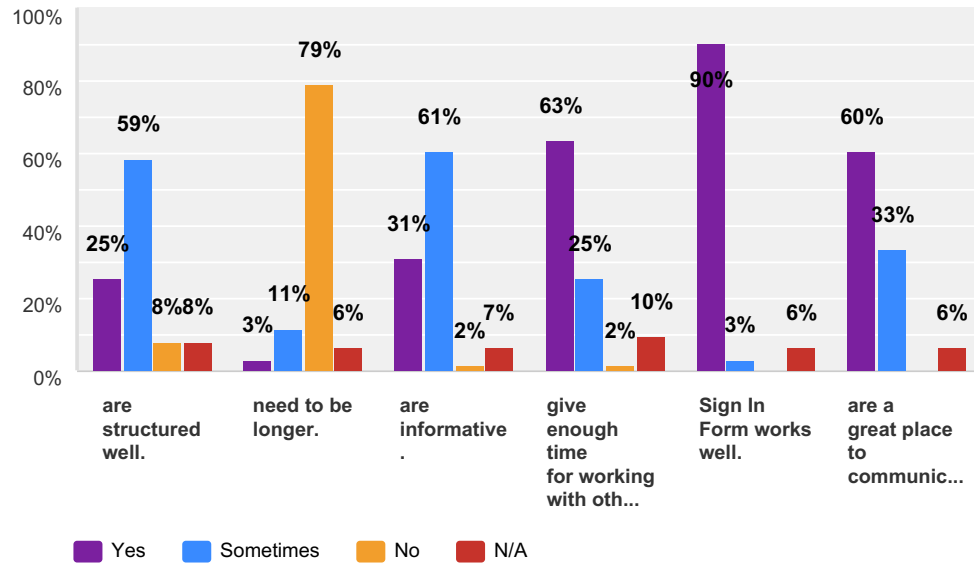


	Yes	Sometimes	No	N/A	Total	Weighted Average
As a member of ConCom I know I am in a leadership role.	81% 52	14% 9	5% 3	0% 0	64	1.23
Those in my Department work well together.	84% 54	13% 8	2% 1	2% 1	64	1.20
Those in my Department work well with other Departments	81% 52	17% 11	2% 1	0% 0	64	1.20
My Departments know where to go to find answers from other Departments	63% 40	37% 23	0% 0	0% 0	63	1.37
My Department is good at communicating Department information to those who need to know.	67% 43	30% 19	3% 2	0% 0	64	1.36

2015 Convention Committee Survey

Q3 The ConCom Meetings...

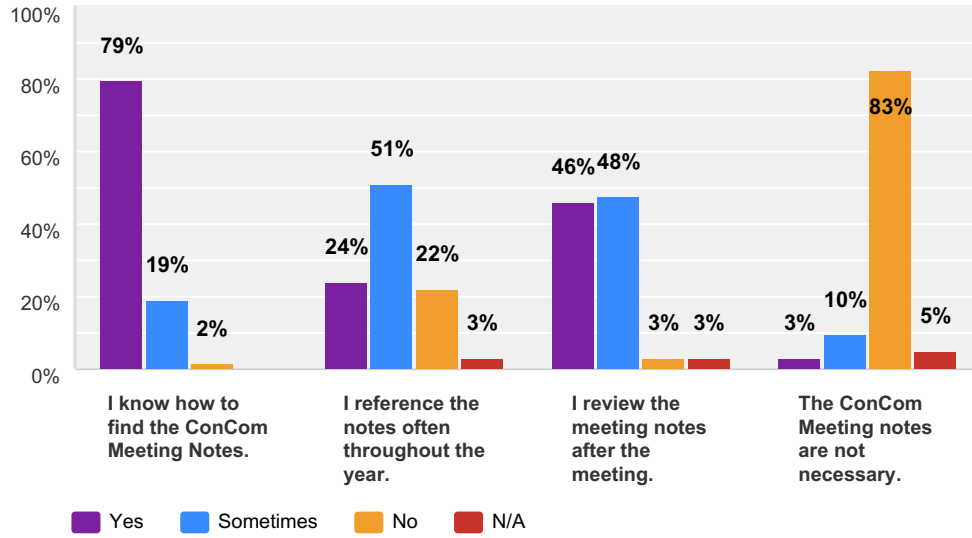
Answered: 63 Skipped: 1



	Yes	Sometimes	No	N/A	Total	Weighted Average
are structured well.	25% 16	59% 37	8% 5	8% 5	63	1.98
need to be longer.	3% 2	11% 7	79% 49	6% 4	62	2.89
are informative.	31% 19	61% 37	2% 1	7% 4	61	1.84
give enough time for working with other departments.	63% 40	25% 16	2% 1	10% 6	63	1.57
Sign In Form works well.	90% 57	3% 2	0% 0	6% 4	63	1.22
are a great place to communicate with other Departments	60% 38	33% 21	0% 0	6% 4	63	1.52

Q4 ConCom Meeting Notes

Answered: 63 Skipped: 1

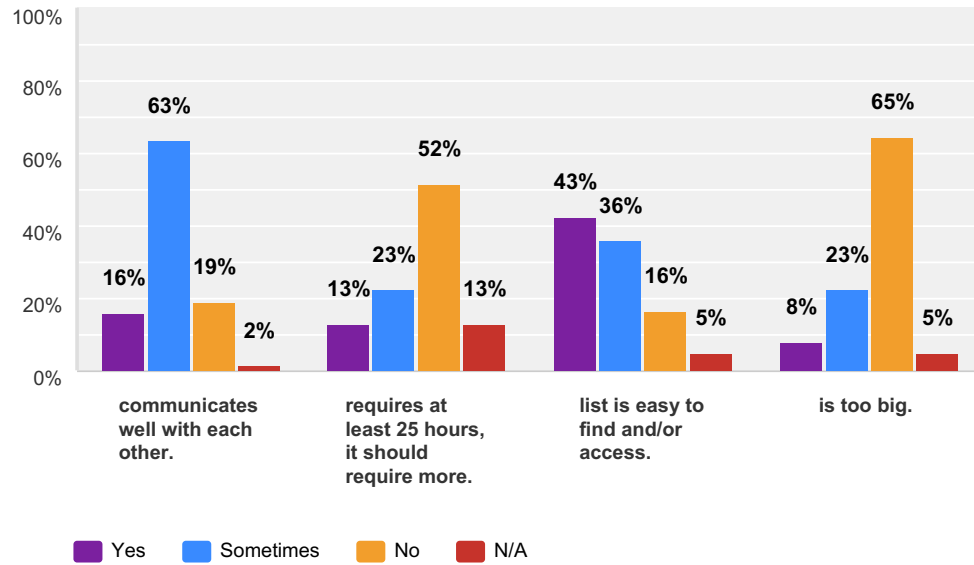


	Yes	Sometimes	No	N/A	Total	Weighted Average
I know how to find the ConCom Meeting Notes.	79% 50	19% 12	2% 1	0% 0	63	1.22
I reference the notes often throughout the year.	24% 15	51% 32	22% 14	3% 2	63	2.05
I review the meeting notes after the meeting.	46% 29	48% 30	3% 2	3% 2	63	1.63
The ConCom Meeting notes are not necessary.	3% 2	10% 6	83% 52	5% 3	63	2.89

2015 Convention Committee Survey

Q5 The Convention Committee...

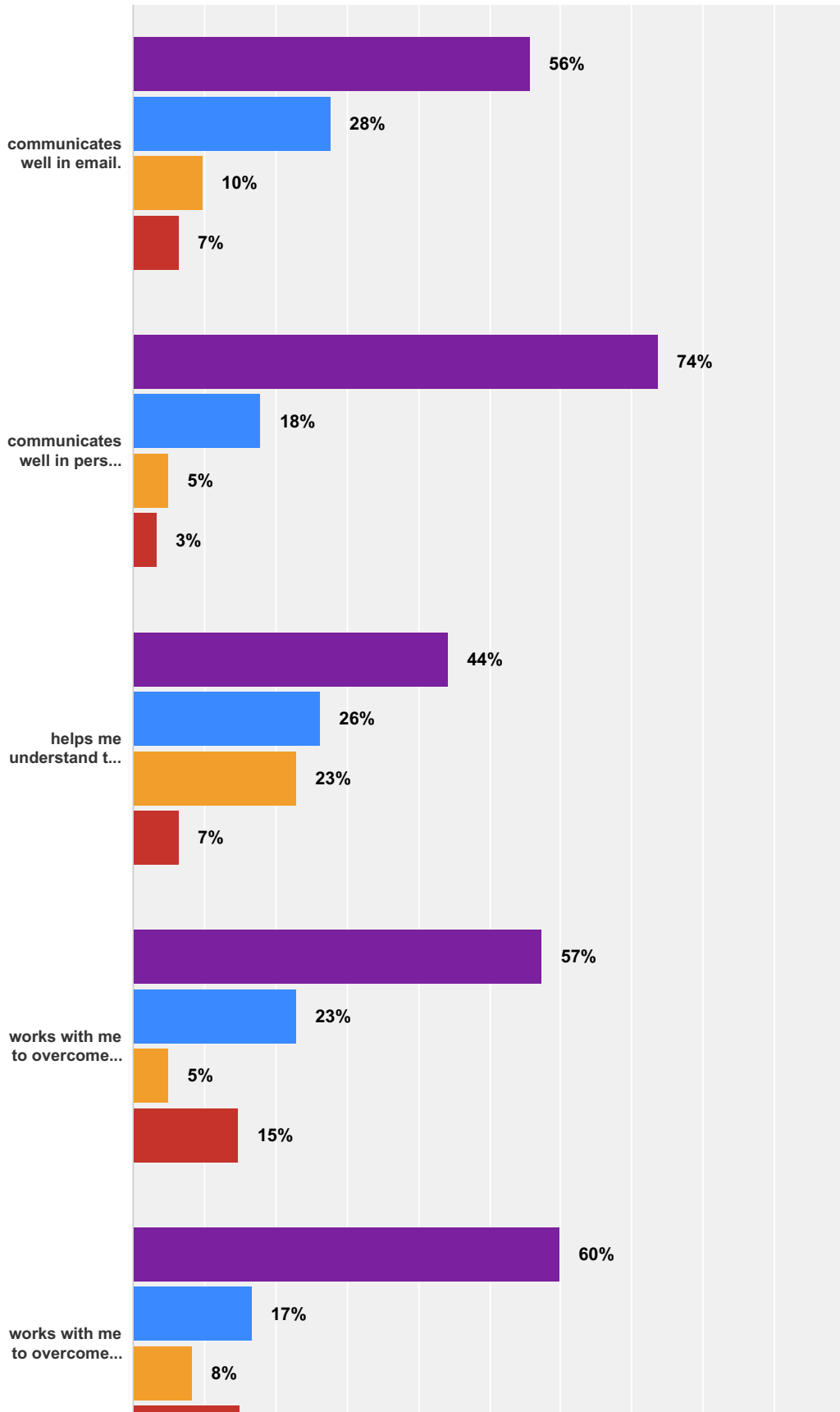
Answered: 63 Skipped: 1



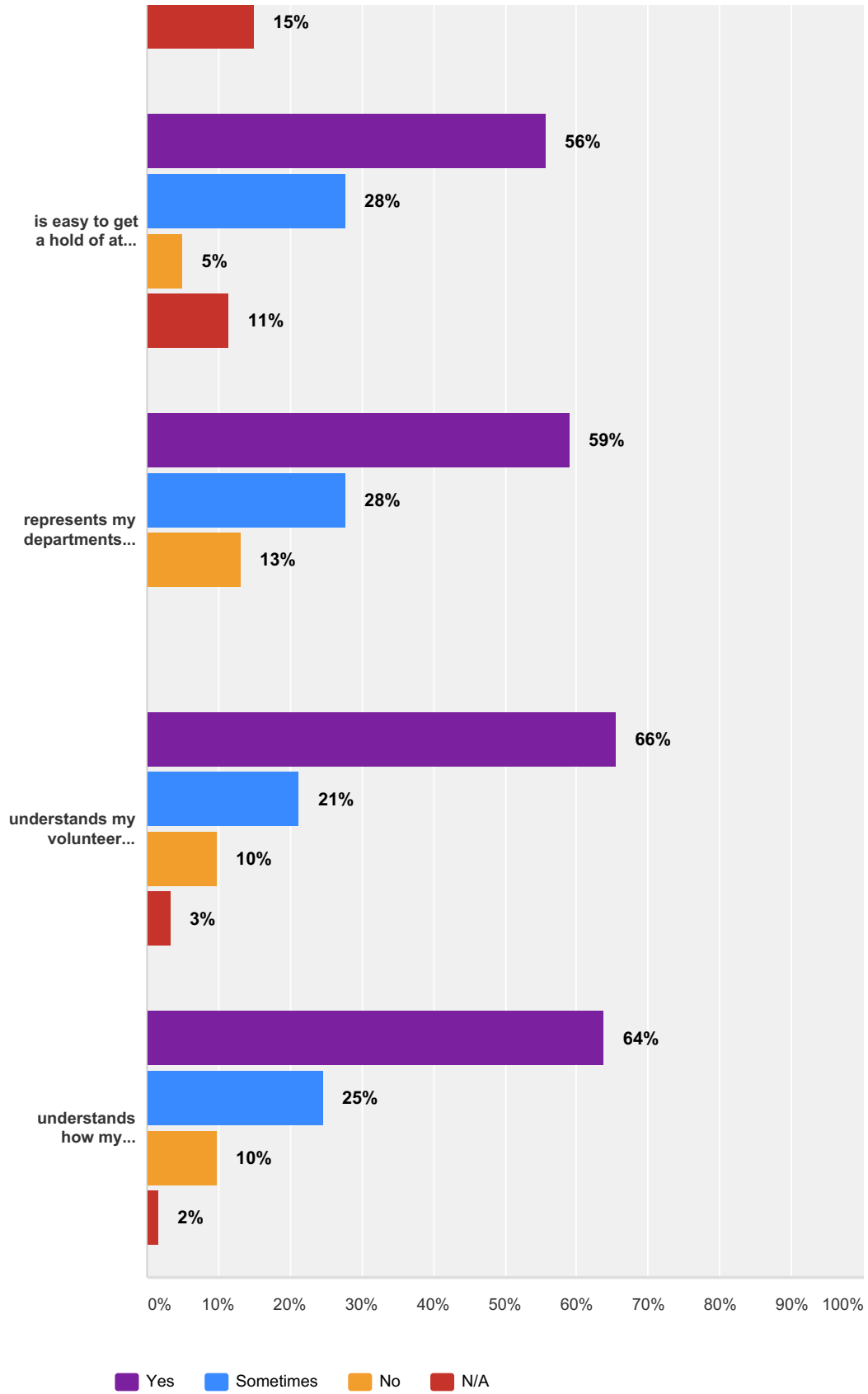
	Yes	Sometimes	No	N/A	Total	Weighted Average
communicates well with each other.	16% 10	63% 40	19% 12	2% 1	63	2.06
requires at least 25 hours, it should require more.	13% 8	23% 14	52% 32	13% 8	62	2.65
list is easy to find and/or access.	43% 26	36% 22	16% 10	5% 3	61	1.84
is too big.	8% 5	23% 14	65% 40	5% 3	62	2.66

Q6 My Director...

Answered: 61 Skipped: 3



2015 Convention Committee Survey



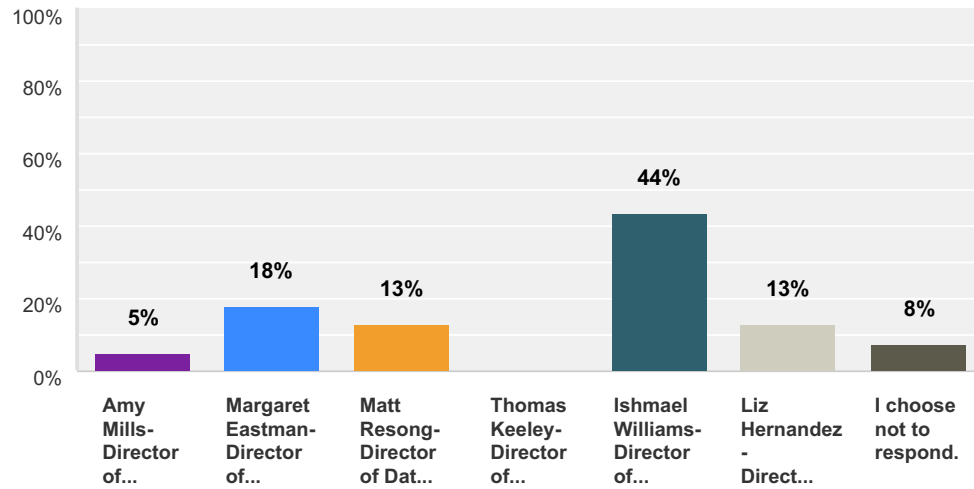
	Yes	Sometimes	No	N/A	Total	Weighted Average
communicates well in email.	56%	28%	10%	7%	61	1.67
	34	17	6	4		

2015 Convention Committee Survey

communicates well in person.	74% 45	18% 11	5% 3	3% 2	61	1.38
helps me understand the decisions that are made by the Board of Directors.	44% 27	26% 16	23% 14	7% 4	61	1.92
works with me to overcome challenges throughout the year.	57% 35	23% 14	5% 3	15% 9	61	1.77
works with me to overcome challenges at the convention.	60% 36	17% 10	8% 5	15% 9	60	1.78
is easy to get a hold of at the convention.	56% 34	28% 17	5% 3	11% 7	61	1.72
represents my departments needs and requirements well.	59% 36	28% 17	13% 8	0% 0	61	1.54
understands my volunteer responsibilities	66% 40	21% 13	10% 6	3% 2	61	1.51
understands how my department works.	64% 39	25% 15	10% 6	2% 1	61	1.49

Q7 Answer Not Required (Answering will help us determine where improvements can be made): My Divisional Director is...

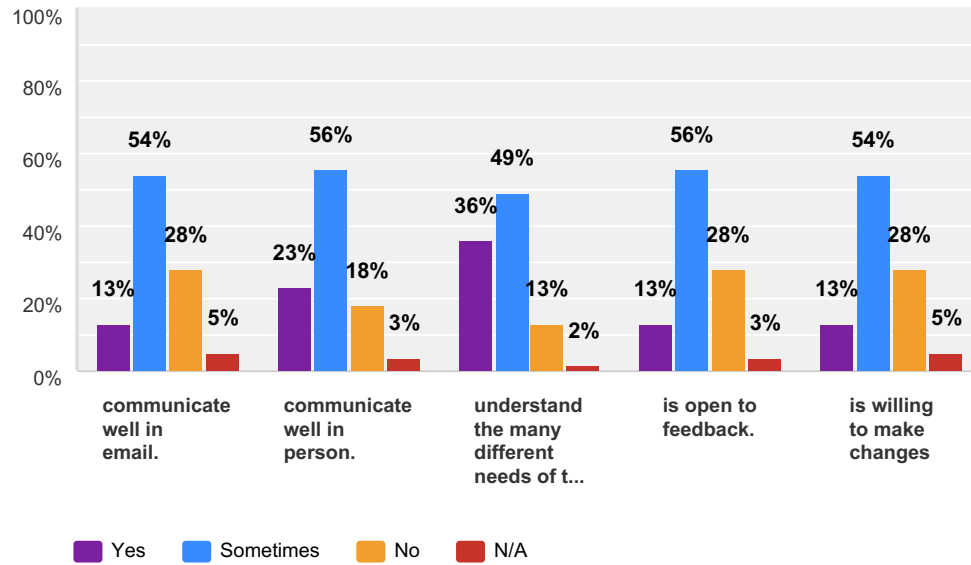
Answered: 39 Skipped: 25



Answer Choices	Responses	
Amy Mills- Director of Productions	5%	2
Margaret Eastman- Director of Activities	18%	7
Matt Resong- Director of Data Transmissions	13%	5
Thomas Keeley- Director of Systems	0%	0
Ishmael Williams- Director of Hospitality and Member Experience	44%	17
Liz Hernandez- Director of Administration	13%	5
I choose not to respond.	8%	3
Total		39

Q8 The Board of Directors...

Answered: 61 Skipped: 3



	Yes	Sometimes	No	N/A	Total	Weighted Average
communicate well in email.	13% 8	54% 33	28% 17	5% 3	61	2.25
communicate well in person.	23% 14	56% 34	18% 11	3% 2	61	2.02
understand the many different needs of the convention.	36% 22	49% 30	13% 8	2% 1	61	1.80
is open to feedback.	13% 8	56% 34	28% 17	3% 2	61	2.21
is willing to make changes	13% 8	54% 33	28% 17	5% 3	61	2.25

Q9 Before we go, we'd like to offer you a chance to add any comments or to clarify any of your answers. Feel free to add any thing here that you want to let us know.

Answered: 32 Skipped: 32